



*2014-2015*

# SMCC FACTBOOK

*Published August, 2015*



SOUTHERN  
MAINE  
COMMUNITY  
COLLEGE  
*envision a future*

## A Brief History of SMCC

---

Southern Maine Community College (SMCC) has grown and evolved over the years, but our mission remains unchanged: to empower students to respond to a changing world and to enhance economic and cultural development in Maine.

Our mission is as vital today as it was in 1946, when the College first opened under the name Maine Vocational Technical Institute (MVTI), a day school in Augusta created to serve returning World War II veterans who needed to learn new skills in a post-war economy. By 1952 MVTI and its 156 students had outgrown their space in Augusta and moved to the site of decommissioned Fort Preble, overlooking beautiful Casco Bay in South Portland. During the 1960s the name was changed to Southern Maine Vocational Technical Institute (SMVTI) and authorization was received to award Associate in Applied Science degrees.

In the late 1980s, the Maine Legislature changed the name of the state's Vocational Technical Institute System to the Maine Technical College System, and SMVTI became Southern Maine Technical College (SMTC). Almost a decade later, in 1998, the College added an Associate in Arts degree in liberal studies to its offerings, a significant step in its evolution to a comprehensive community college.

In 2003 that transformation was complete. Gov. John Baldacci introduced legislation establishing the Maine Community College System – a move that enjoyed strong bipartisan support in the 121st Maine Legislature. The College name was changed once more, this time to Southern Maine Community College.

In 2011, SMCC expanded its effort to provide access to high quality, affordable education by opening a second campus at Brunswick Landing, home of the former Brunswick Naval Air Station. SMCC's Midcoast Campus in Brunswick offers students access to state-of-the-art classrooms and laboratories that support studies in pre-engineering, composites, health care, business, arts and sciences and more.


Today, SMCC students come from across the state and around the globe. Whether they are seeking a degree in the trades and technologies that keep our economy humming, or the arts and sciences that offer a strong and broad educational foundation, SMCC graduates are successful employees, employers and entrepreneurs. Through more than 60 transfer agreements with colleges and universities in Maine and around the country, our students are able to continue their studies in four-year degree programs.

SMCC has come a long way from a small school in Augusta to Maine's largest community college. In the fall of 2014, we served over 6,700 students and offered 45 degree programs at our campuses in South Portland and Brunswick, satellite community centers, and online. At every step in SMCC's transformation, our College has responded to the changing world and enhanced economic and cultural development for our students and our state.



# At a Glance

2014-2015



## MISSION

Southern Maine Community College empowers students to respond to a changing world and enhances economic and cultural development in Southern Maine by providing a variety of educational opportunities and partnerships.



## TYPE

- Public two-year college
- Commuter and residential

## CREDIT ENROLLMENT

- 6,734 students
- 42% full-time, 58% part-time
- 51% female, 49% male

## TRAINING WORKSHOPS & SEMINARS

- 1,441 participants in over 119 non-credit programs (non-credit & workforce training)

## FACULTY

- 110 full-time faculty
- 347 part-time faculty

## STUDENT TO FACULTY RATIO

- 18:1

## AWARDS GRANTED

- Associate in Arts
- Associate in Science
- Associate in Applied Science
- Certificate

## TUITION (Fall 2014)

- \$2,700 per year, Maine residents
- \$5,400 per year, out-of-state residents
- \$90 per credit, Maine residents
- \$180 per credit, out-of-state residents

## FINANCIAL AID

- Federal, state, private sector and other programs available
- \$28.9 million awarded in 2014-15
- \$6,278 average award per student
- 4,598 students receiving aid

## ACADEMIC EXCELLENCE

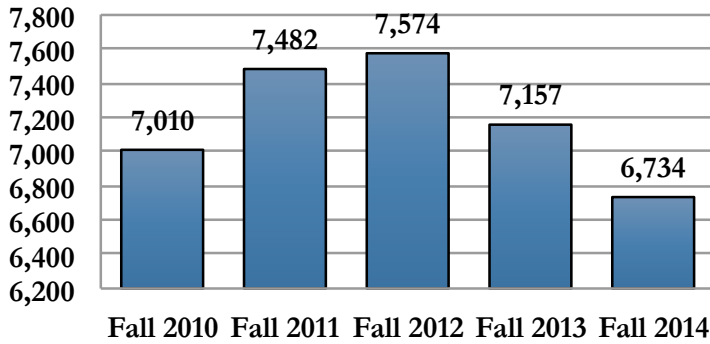
- 74% of full-time faculty hold a master's degree or doctorate
- Honors program
- Opportunities for scholarship
  - *Thinking Matters*: student research, scholarship, and creativity symposium
  - *Phi Theta Kappa* honor society
  - Service learning
  - *WRIT* (student literary magazine)
- SMCC graduates pursue baccalaureate degrees at Mount Holyoke College, University of Maine, University of Southern Maine, Wellesley College, and many others.

## STUDENT LIFE

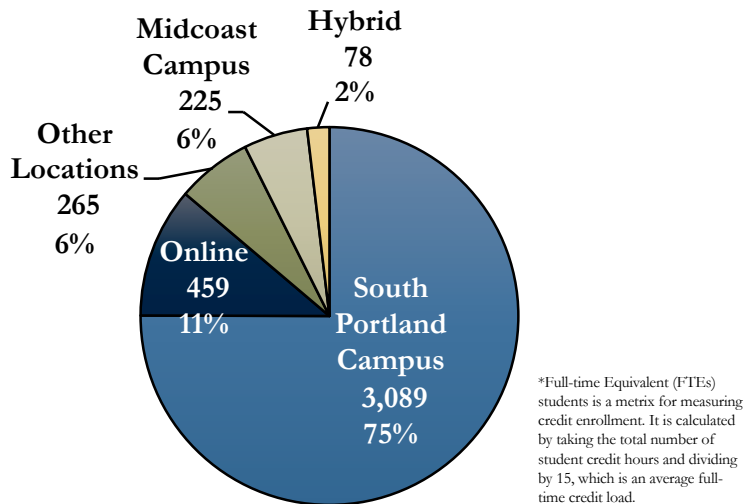
- Center for Student Involvement & Leadership
- Chorus
- Intercollegiate athletics and intramural recreation programs
- International and multicultural activities
- On-site childcare center
- Residential housing program
- SkillsUSA
- Student government
- *The Beacon*: student newspaper

## DEGREE & CERTIFICATE PROGRAMS

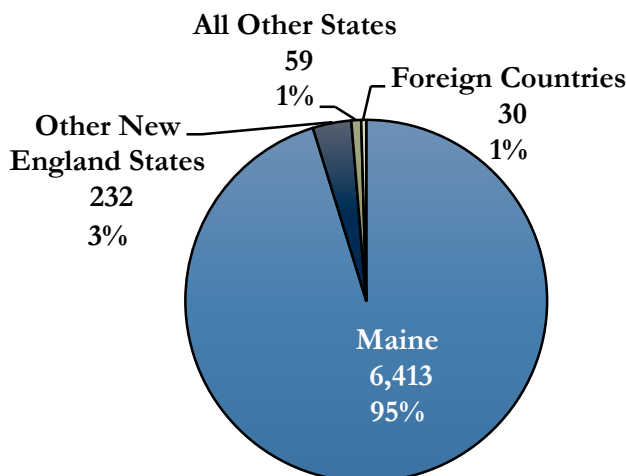
### Student Enrollment (credit programs)



### Number of FTEs Served By SMCC Location



### Geographic Origin of Our Students



### CAREER & TECHNICAL

- Architectural & Engineering Design
- Automotive Technology
- Behavioral Health and Human Services
- Biotechnology
- Business Administration
- Cardiovascular Technology
- Communications & New Media
- Composite Science & Manufacturing
- Computer Information Security
- Computer Science
- Computer Technology
- Building Construction and Sustainability
- Construction Technology
- Criminal Justice
- Culinary Arts
- Dietetics
- Early Childhood Education
- Electrical Engineering Technologies
- Fire Science Technology
- General Technology
- Heating, Air Conditioning, Refrigeration & Plumbing
- Heavy Equipment Operations
- Horticulture
- Integrated Manufacturing Technology
- Lodging & Restaurant Management
- Marine Biology & Oceanography
- Medical Assisting
- Nursing
- Paramedicine
- Pre-Engineering
- Radiography
- Respiratory Therapy
- Surgical Technology
- Trade & Technical Occupations

### LIBERAL ARTS

#### Focuses:

- Art
- Education Grades K-8
- English
- History
- Liberal Studies
- Mathematics
- Political Science
- Psychology
- Science
- Social Work
- Sociology

# Table of Contents

Section 1: Student Profile	1
Section 2: Enrollment	6
Section 3: Student Success	11
Section 4: Academics & Offerings	20
Section 5: Non-Credit Enrollment	26
Section 6: Employees	30
Section 7: Finances	34
Campus Maps & Locations	39

# Section 1: Student Profile

Geographic Origin of Our Students.....	2
Foreign Countries Represented .....	2
Counties in Maine Represented.....	2
Student Ethnicity.....	3
Student Minority Representation .....	3
Student Ages.....	4
Prior Education of New Students.....	4
Gender, Income & First Generation Students.....	4
Students Requiring Developmental Coursework.....	5
Types of Developmental Courses Required.....	5



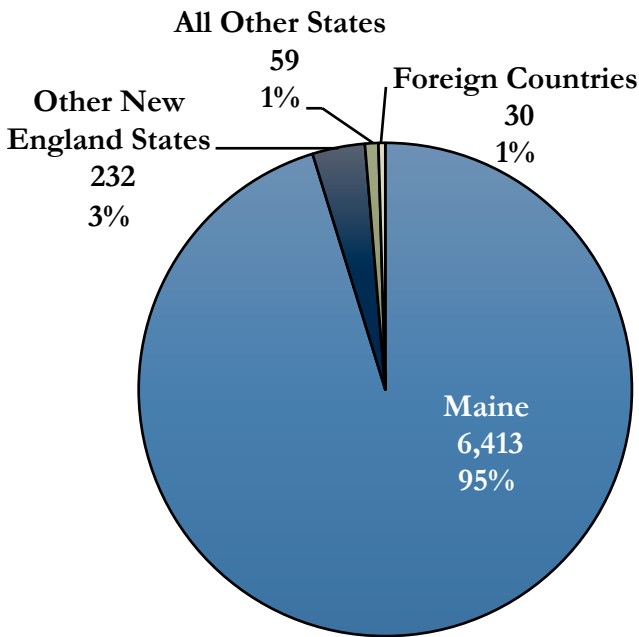
## STUDENT PROFILE

Students come to Southern Maine Community College for many different reasons: to earn an associate degree, to start their college career affordably and transfer, to launch a new career, or to build their professional and personal skills. Our students have a broad age range with varied educational backgrounds, and come from across Maine and New England, as well as from other states and overseas. The data in this section looks at all credit students enrolled in the Fall of 2014, including both degree-seeking and non-degree seeking students, unless otherwise noted.



### Geographic Origin of Our Students

Fall 2014



### Foreign Countries Represented

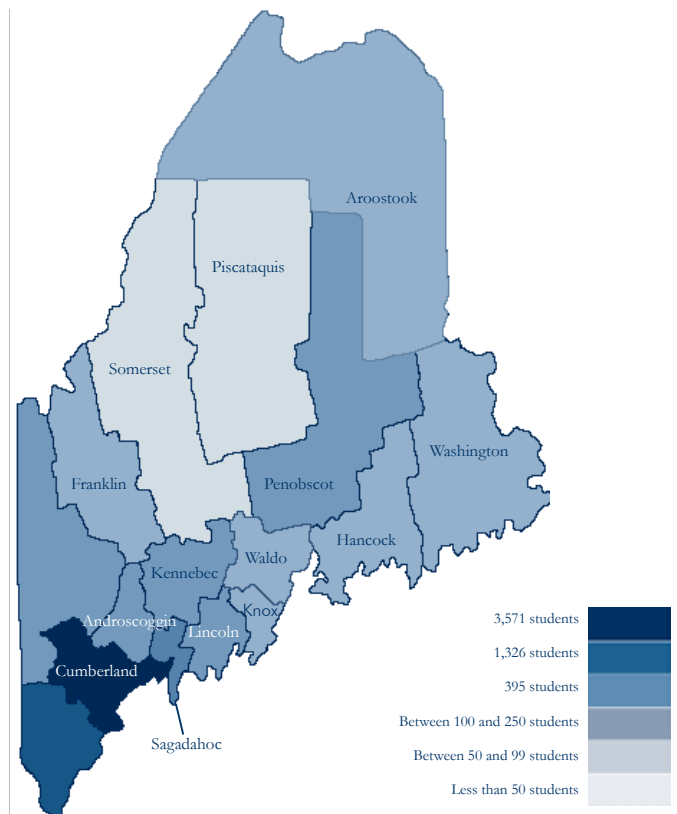
Fall 2014

- Burundi
- Canada
- China
- Congo, The Democratic Republic of the
- Haiti
- Hungary
- India
- Kazakhstan
- Nepal
- Romania
- Russian Federation
- Rwanda
- Singapore
- Thailand
- Ukraine
- United Kingdom
- Vietnam
- Zambia

### Counties in Maine Represented

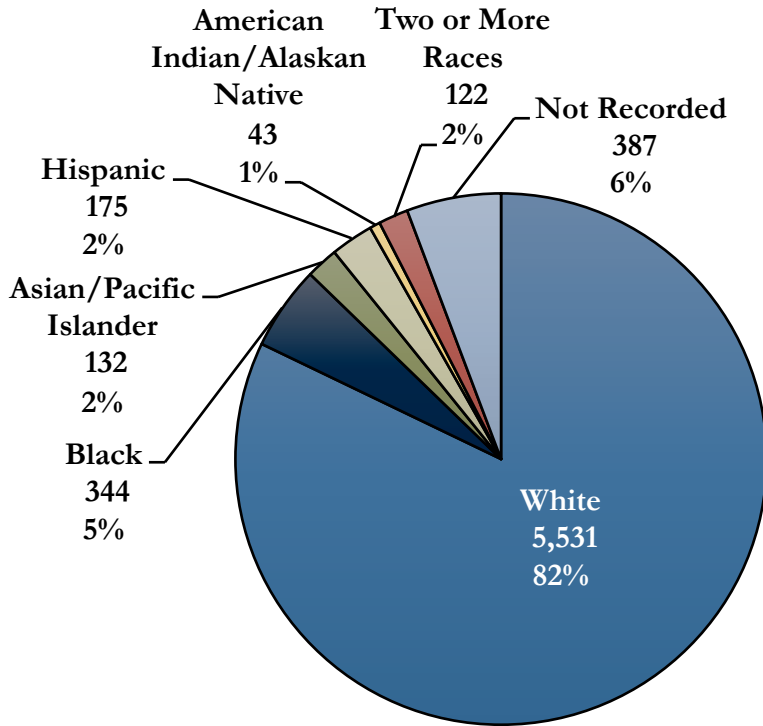
Fall 2014

County	Count	Percentage
Maine (Cumberland County)	3,571	56%
Maine (York County)	1,326	21%
Maine (Sagadahoc County)	395	6%
Maine (All Other Counties)	1,121	17%
<b>Total</b>	<b>6,413</b>	<b>100%</b>



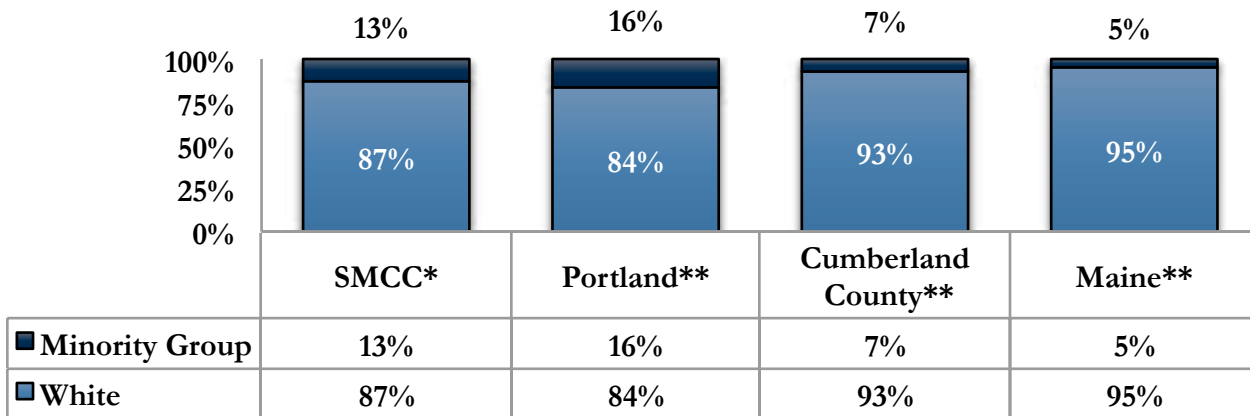
## Student Race & Ethnicity

Fall 2014



## Student Minority Representation

Fall 2014



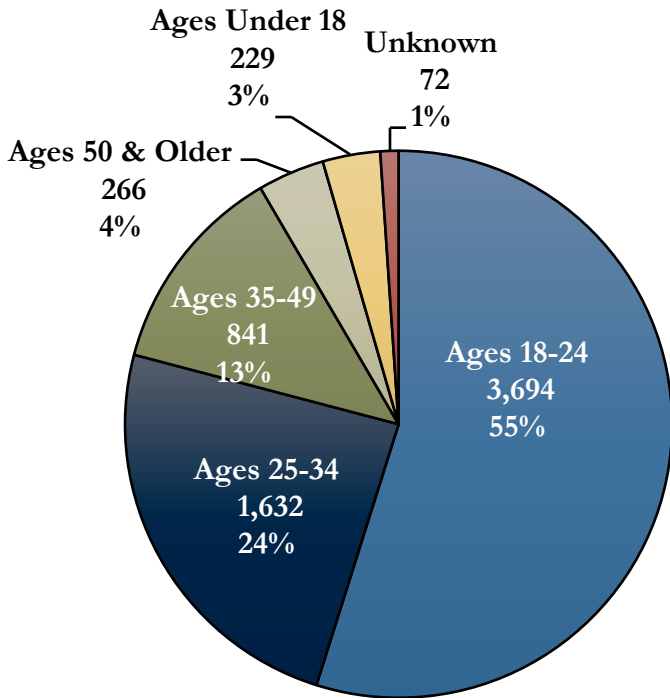
\*In calculating the SMCC percentages, it is assumed that the proportions of students whose race/ethnicity is “not recorded” who are white or in a minority group are the same as the proportions of white and minority group students whose race/ethnicity is recorded.

\*\*Percentages for Portland, Cumberland County, and Maine were obtained from the 2010 U.S. Census Data. The “White” percentages are percentages described as White and only one race. Each “Minority Group” percentage is calculated as 100% minus the corresponding “White” percentage.



### Student Ages

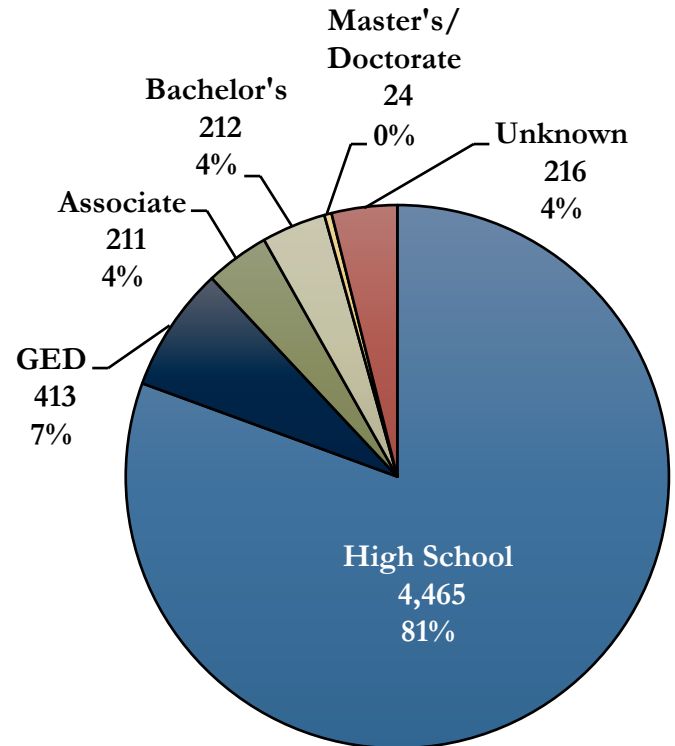
Fall 2014



### Prior Education of New Students

Fall 2014

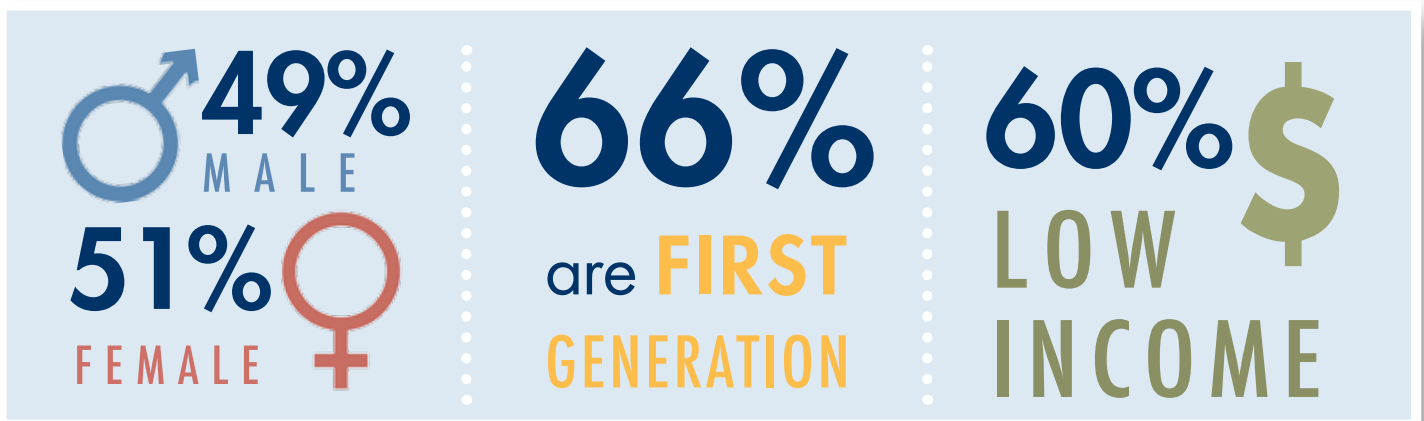
(degree-seeking)



### Gender, Income & First Generation Students

Fall 2014

(degree-seeking)



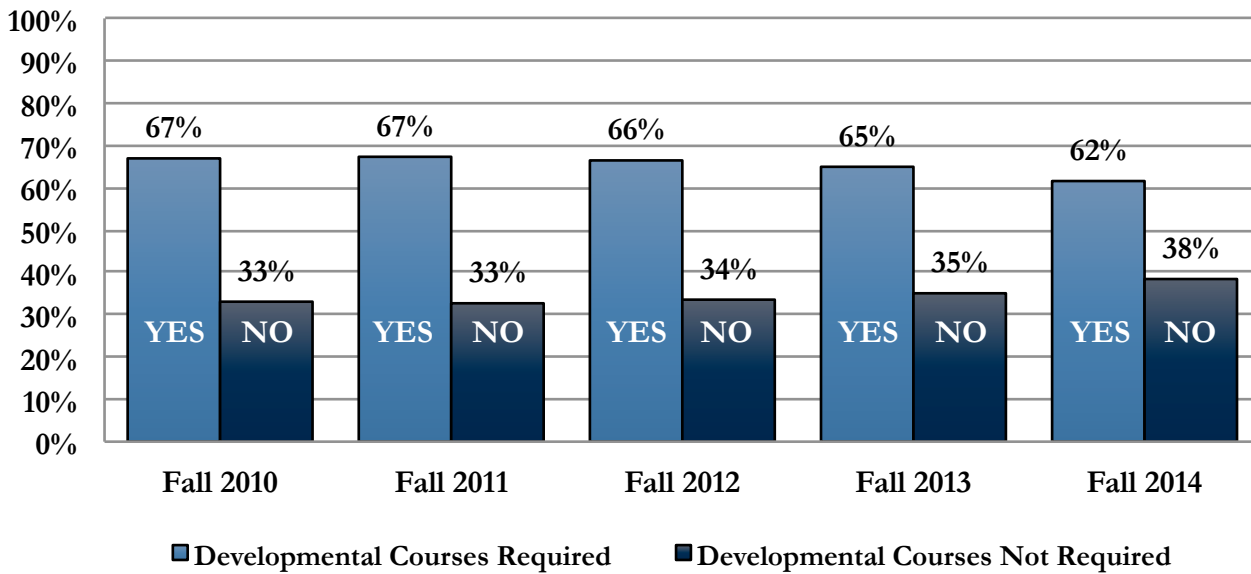
\*\* Of the students who apply for FAFSA, 60% are eligible for federal Pell grants and are considered low-income.

\* First-generation students are defined as students whose parent(s) or legal guardian(s) have not completed bachelor's degrees.

### New Students Requiring Developmental Coursework

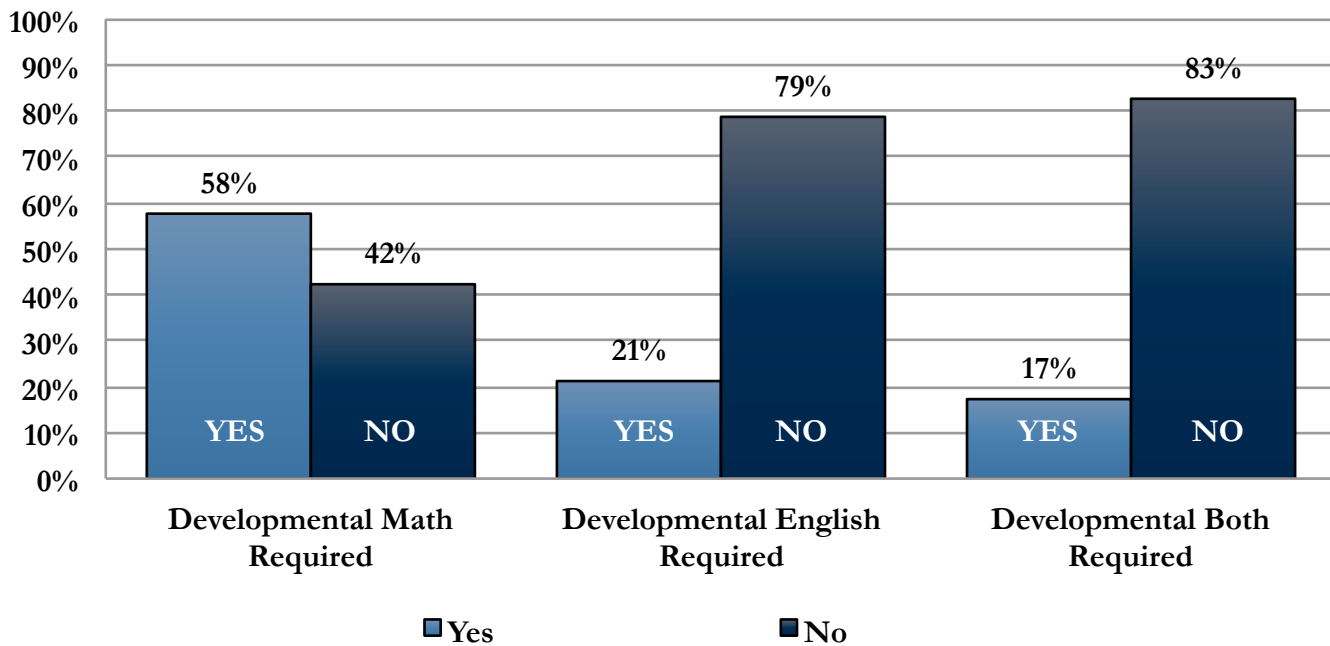
Fall 2010-Fall 2014  
(degree-seeking)

**62%**  
(452 of 753) of first-time students entering SMCC directly from a Maine high school in Fall 2014 required at least 1 developmental course.



### Types of Developmental Courses Required

Fall 2014  
(degree-seeking)



## Section 2: Enrollment

Total Number of Students Served .....	7
Number of Students & FTEs Per Year.....	7
Full-time & Part-time Students .....	8
Students Taking Online Courses .....	9
Number of FTEs Served by Location.....	9
Enrollment in Degree Programs: Career/Trade vs. Liberal Studies .....	10
Enrollment by Major .....	10



## ENROLLMENT

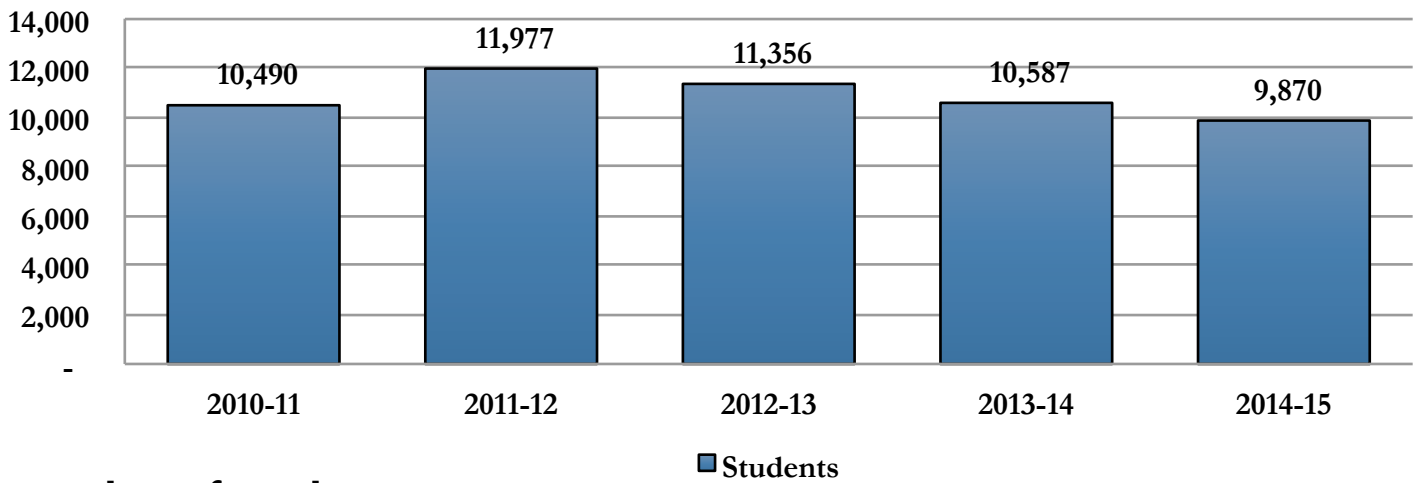
SMCC is Maine's largest community college with over 6,700 students taking classes in the Fall and nearly 10,000 students served at our campuses in South Portland and Brunswick, online and at satellite community centers across southern Maine. The data in this section looks at all credit students, unless otherwise noted.



### Total Number of Students Served

2010/11-FY 2014/15

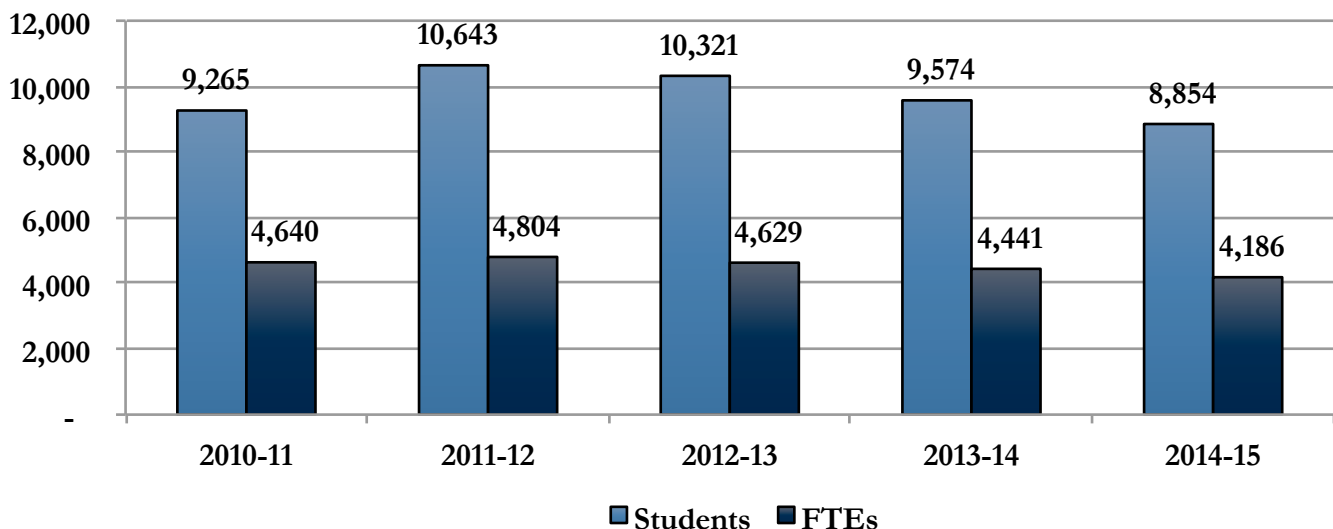
(credit & non-credit students)



### Number of Students & FTEs\* Per Year

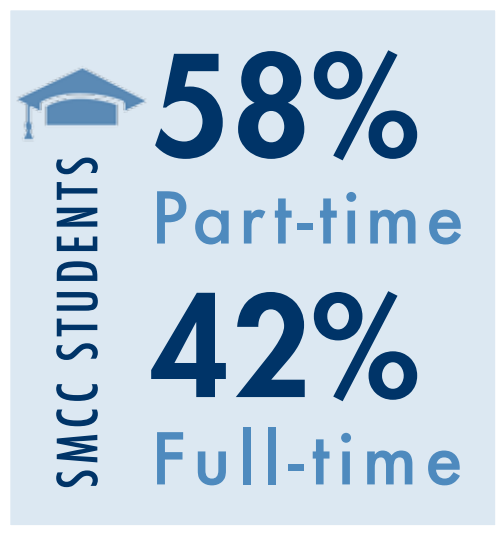
Fall 2010-Spring 2015

\*Full-time Equivalent (FTEs) students is a metric for measuring credit enrollment. It is calculated by taking the total number of student credit hours and dividing by 15, which is an average full-time credit load.



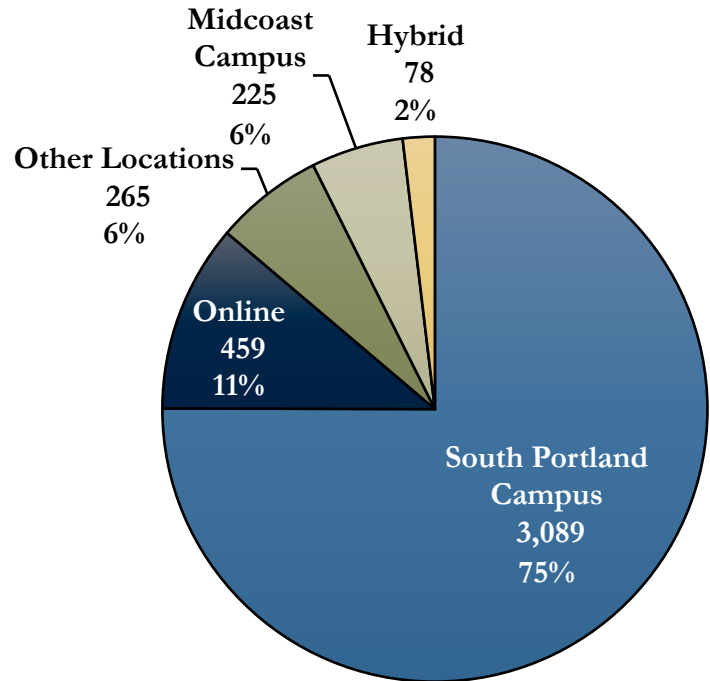
### Number of Full-time & Part-time Students

Fall 2014



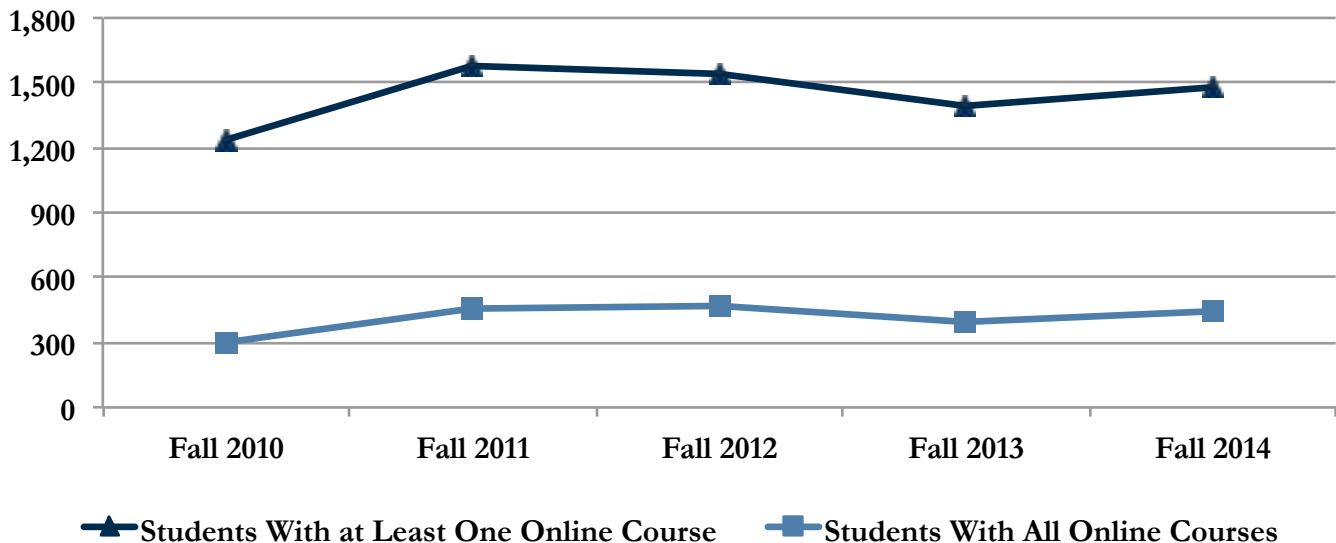
### Number of FTEs Served By SMCC Location

Fall 2014



### Students Taking Online Courses

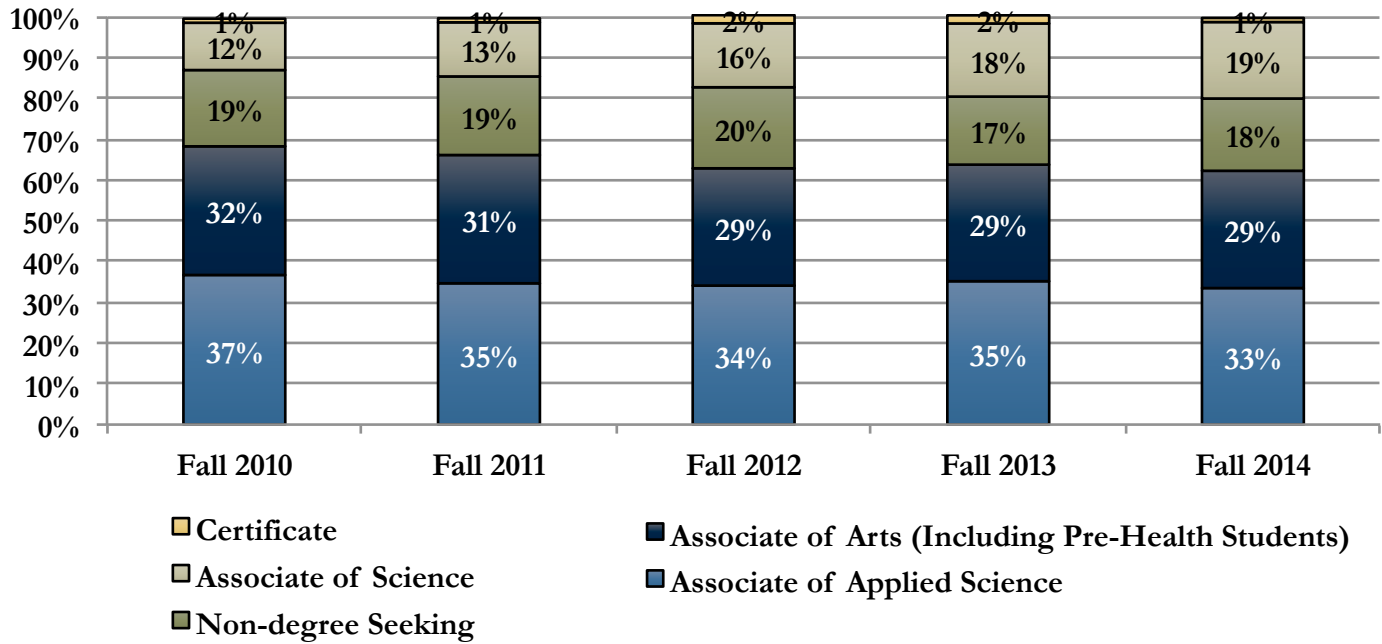
Fall 2014



### Enrollment in Degree Programs:

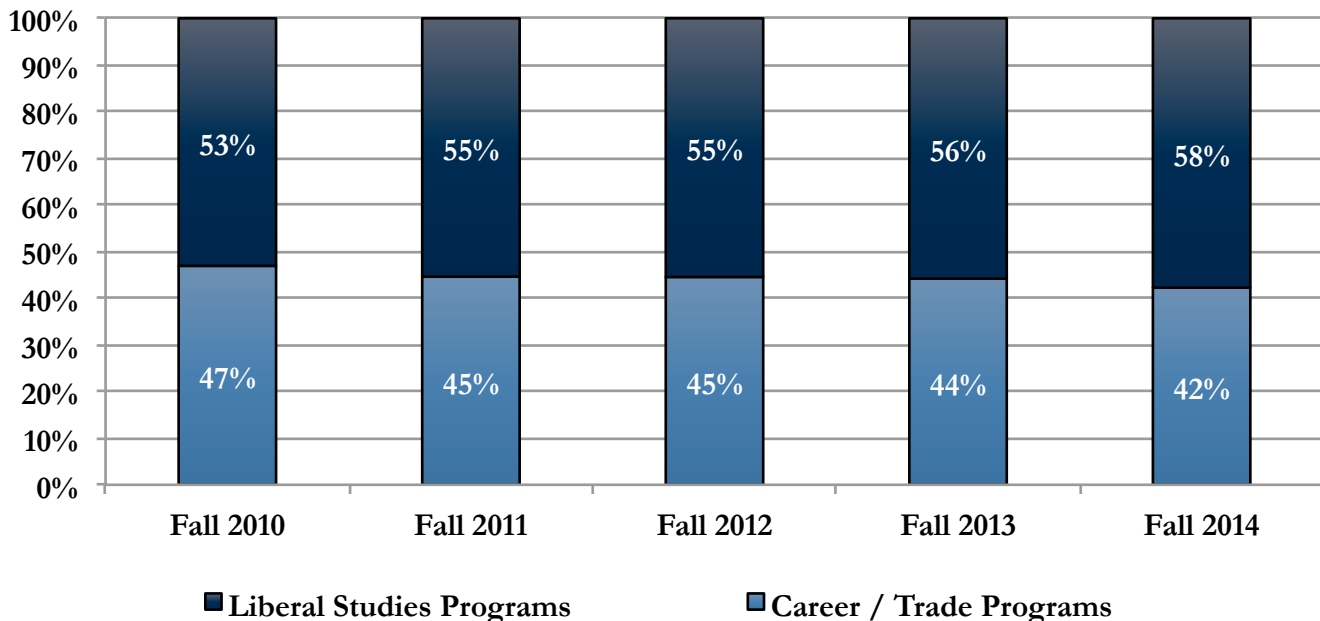
#### Degree Type

Fall 2010-Fall 2014



### Enrollment in Degree Programs: Career/Trade vs. Liberal Studies

Fall 2010-Fall 2014



**Enrollment by Major**  
Fall 2010-Fall 2014

SMCC OFFERS  
**OVER 45**  
DEGREE PROGRAMS

Program	Degree Type	Fall 2010	Fall 2011	Fall 2012	Fall 2013	Fall 2014
Architectural & Engineering Design	A.A.S.	123	101	98	81	81
Automotive Technology	A.A.S.	98	111	124	120	88
Behavioral Health	C	20	11	15	10	12
Biotechnology	A.S.	34	46	47	49	54
Building Science and Sustainability	C		2	3	7	4
Business Administration	A.A.S.	137	60	21	5	2
Business Administration	A.S.	360	501	600	602	571
Cardiovascular Technology	A.S.	24	22	22	24	22
Communications & New Media	A.A.S.	246	247	243	270	205
Composite Science & Manufacturing	A.A.S.		11	13	22	26
Computer Information Security	A.A.S.					7
Computer Science	A.S.			3	74	92
Computer Technology	A.A.S.	219	274	259	222	215
Construction Technology	A.A.S.	91	57	41	41	38
Criminal Justice	A.A.S.	294	281	298	251	252
Culinary Arts	A.A.S.	230	245	236	232	177
Dietetic Technology	A.S.	89	101	115	117	116
Early Childhood Education	A.A.S.	120	130	143	135	126
Early Childhood Education	C	12	11	4	5	3
Education	A.S.	1	1			
Electrical Engineering Technologies	A.A.S.	160	147	137	125	122
Electrical Technology	A.S.		1	1		
Electrician Technology	C	14	23	33	43	31
Emergency Medical Services/Paramedicine	A.A.S.	34	45	43	45	50
Fire Science	A.A.S.	136	130	123	114	128
Fire Science	C	3	3	2	2	1
General Studies - (Pre-health Program)	A.A.	778	756	765	633	569
General Technology	A.A.S.	1				
Health Information Technology	A.A.S.		2	34	36	23
Heating	C	3	1	3	3	5
Heating, Air Conditioning & Refrigeration	A.A.S.	59	55	48	65	49
Heavy Equipment Operations	C	15	10	9	13	15
Horticulture	A.A.S.	75	70	80	68	89
Hospitality Management	A.A.S.	64	70	65	73	72
Human Services	A.A.S.	207	217	228	241	201
Integrated Manufacturing	A.A.S.	73	92	111	119	85
Liberal Studies	A.A.	1,433	1,597	1,413	1,412	1,367
Marine Design	C			3	2	
Marine Science	A.S.	71	73	83	76	65
Medical Assisting	A.A.S.	143	184	191	205	177
Multi-Axis Machining	C	4	4	7	1	
Nursing	A.S.	149	149	165	165	146
Plumbing	C	5	10	10	18	9
Plumbing and Heating	A.A.S.	54	50	40	44	40
Pre-Engineering	A.S.		12	69	103	126
Radiation Therapy	A.S.	9	13	10	8	6
Radiography	A.S.	38	39	34	32	33
Refrigeration and Air Conditioning	C	7	5	3	1	3
Residential Framing	C	2		1		
Respiratory Therapy	A.S.	38	35	38	33	32
Surgical Technology	A.A.S.	5	5	3	2	1
Trade & Tech Occupations	A.A.S.	2	1	1		
Welding	C	15	21	30	13	5
Non-degree-seeking		1,311	1,441	1,505	1,194	1,193
<b>Totals:</b>		<b>7,010</b>	<b>7,482</b>	<b>7,574</b>	<b>7,157</b>	<b>6,734</b>

A.A.S. = Associate in Applied Science  
 A.S. = Associate in Science  
 A.A. = Associate in Arts  
 C = Certificate

## Section 3: Student Success

Fall to Spring Persistence Rates .....	12
Fall to Fall Persistence Rates .....	13
Student Grades .....	14
Transfer Rates .....	14
Transfer Agreements by Institution .....	15
Institutions to which SMCC Students Have Transferred .....	16
Graduation Rates .....	17
Overall Student Success Rates .....	17
Number of Graduates by Program .....	18
New Student Success Initiatives .....	19





## STUDENT SUCCESS

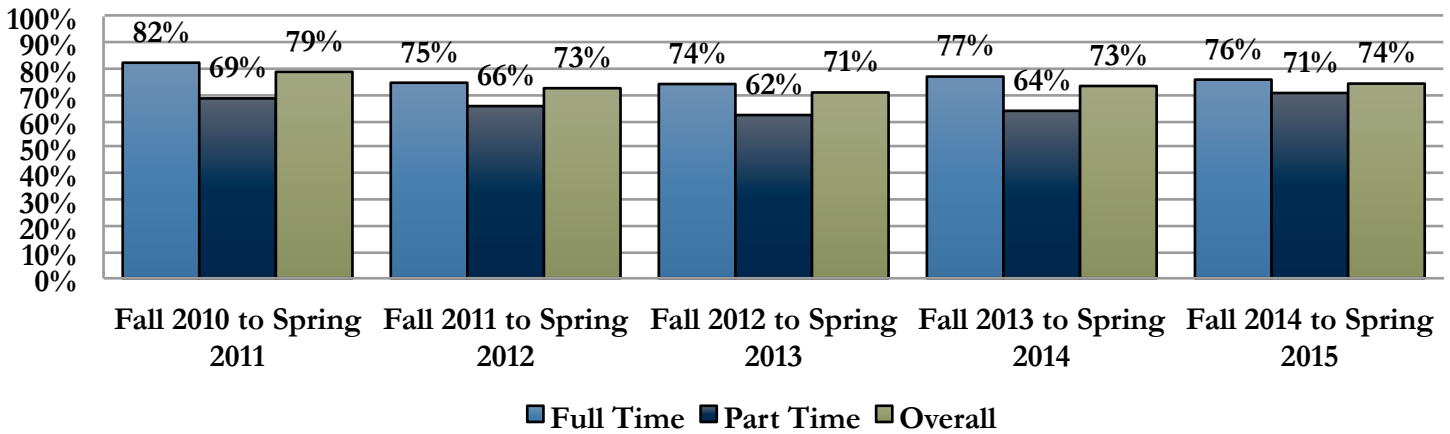
Student success is the No. 1 priority at SMCC. Ninety-four percent of SMCC graduates gain employment or continue their education within nine months of graduation, and students see a 73 percent increase in wages within a year of graduating. Through dozens of transfer agreements with colleges and universities in Maine, New England, and beyond, many students transfer to public or private institutions to continue their studies in baccalaureate programs.

**SMCC GRADS**

**94%**  
gain employment or continue their education within 9 months of graduation (2014)

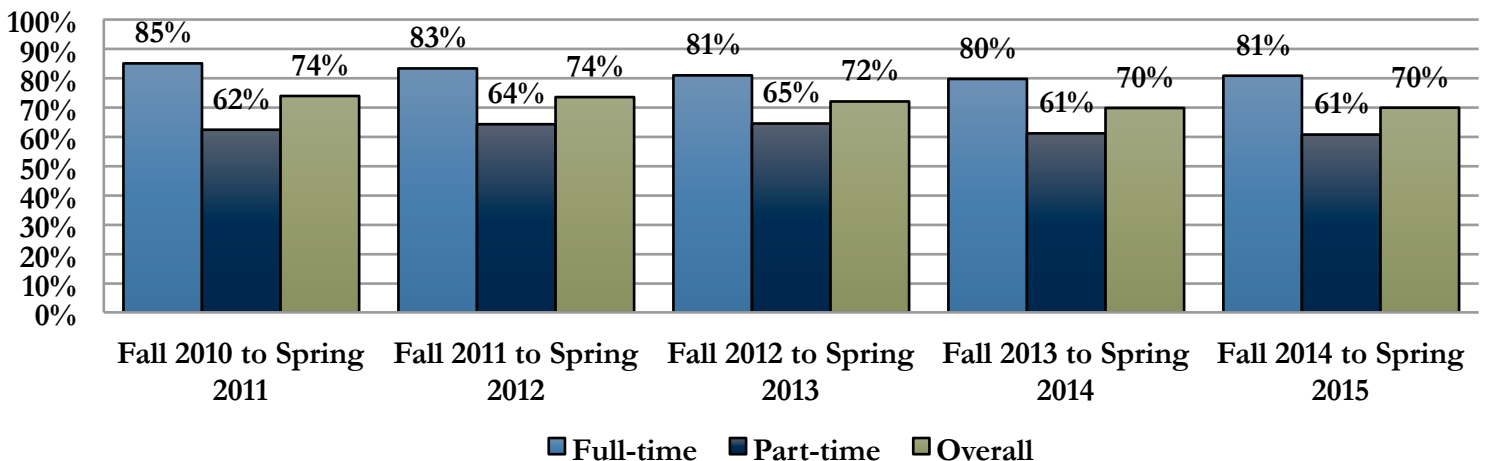
### Fall to Spring Persistence Rates

Fall 2010-Spring 2015  
(first-time students)



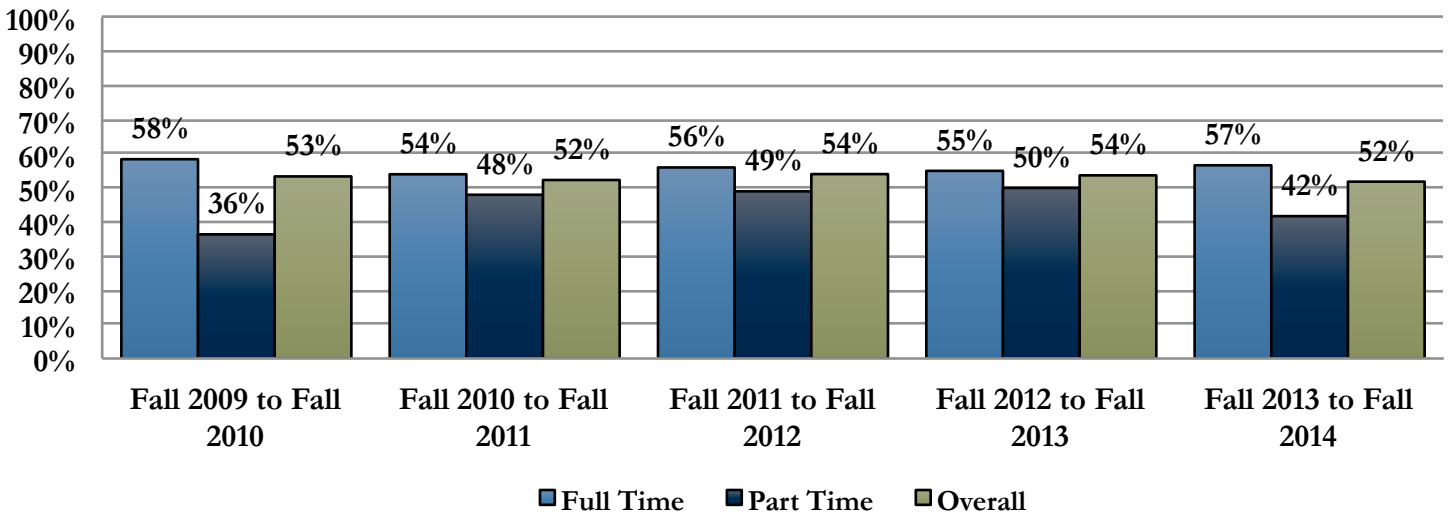
### Fall to Spring Persistence Rates

Fall 2010-Spring 2015  
(all students)



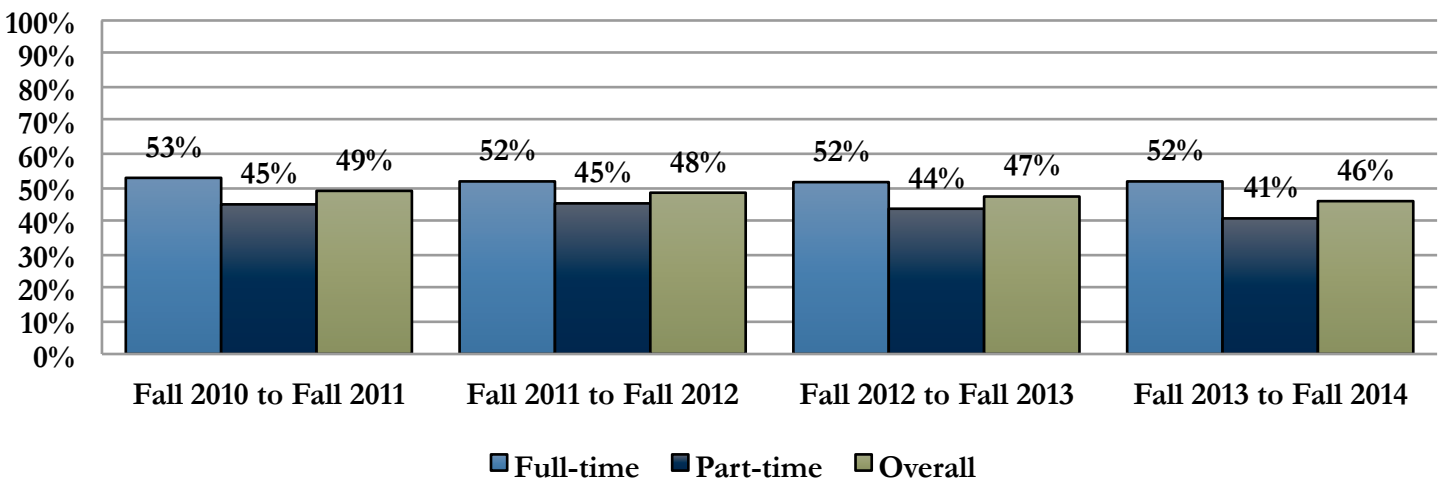
### Fall to Fall Persistence Rates

Fall 2009/10-Fall 2013/14  
(first-time students)



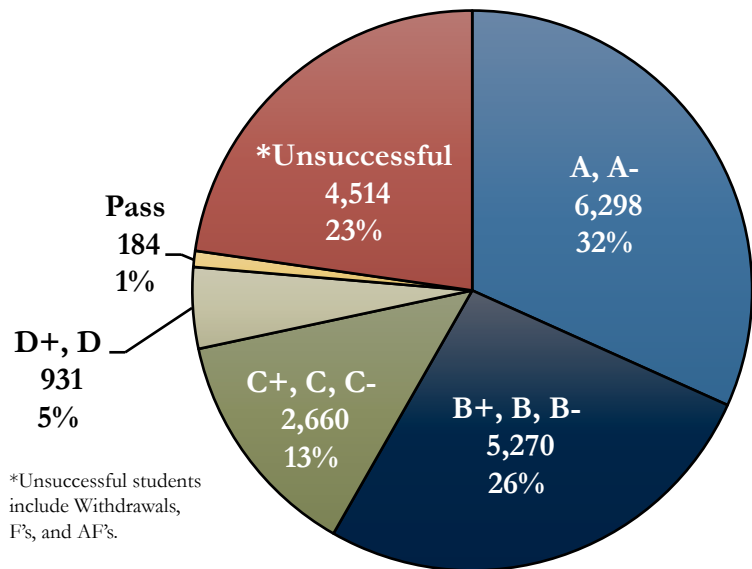
### Fall to Fall Persistence Rates

Fall 2010/11-Fall 2013/14  
(all students)



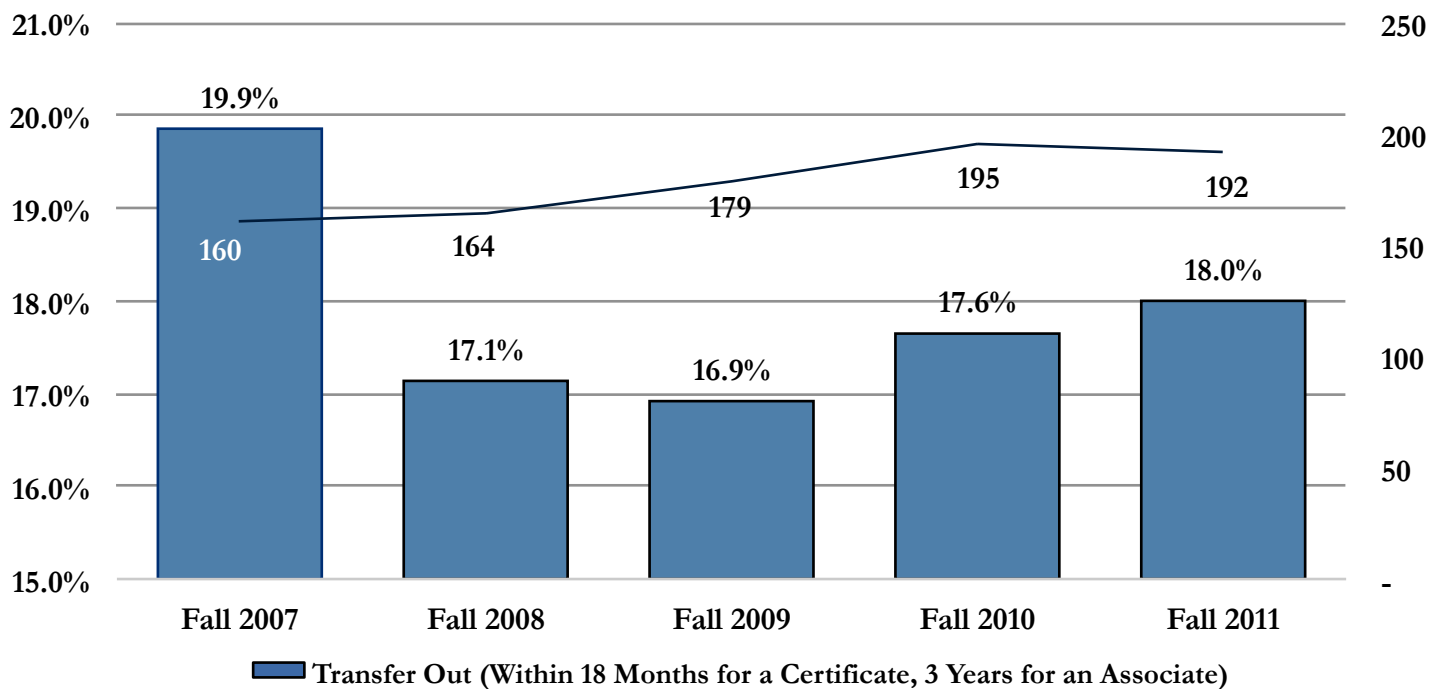
### Student Grades

Fall 2014



### Transfer Rates

Entering Cohorts of Fall 2007-Fall 2011  
(first-time, full-time students)



## Transfer Agreements by Institution

### Fall 2014

B.A. = Bachelor of Arts  
 B.S. = Bachelor of Science  
 B.F.A. = Bachelor of Fine Arts  
 B.S.G.S. = Bachelor of General Studies  
 A.A.S. = Associate in Applied Science  
 A.S. = Associate in Science  
 A.A. = Associate in Arts

A **transfer agreement** is an official partnership between two institutions allowing students to seamlessly transfer credits earned at one college or university toward a program at another institution.

#### University of New England

- B.A. in English
- B.A. History
- B.A. in Liberal Studies
- B.A. Political Science
- B.A. in Psychology
- B.A. in Applied Exercise Science
- B.S. in Applied Mathematics
- B.S. in Business Administration
- B.S. in Dental Hygiene
- B.S. in Health, Wellness, And Occupational Studies

#### Smith College

- Program for non-traditional women

#### Mount Holyoke College

- Program for non-traditional women

#### Wellesley College

- Program for non-traditional women

#### Benjamin Franklin Institute of Technology

- B.S. in Automotive Technology

#### Husson University

- B.S. Business Administration
- B.S. Computer Information Systems with Computer Technology
- B.S. Computer Information Systems with A.S. Computer Science
- B.S. Computer Science with A.A.S. in Computer Tech
- B.S. Criminal Justice
- B.S. Hospitality and Tourism Management
- B.S. Software Development with Computer Science
- B.S. Software Development with A.A.S. in Computer Technology
- B.S. Sport Management

#### Johnson & Wales University

- B.S. in Culinary Arts or Foodservice Management

#### Lesley University College of Art and Design

- B.F.A. degree program at LUCAD

#### Maine College of Art - MECA

- Bachelor of Fine Arts

#### New England Culinary Institute

- B.A. in Hotel Restaurant Management or Culinary

#### Paul Smith's College

- C.A. and Service Management B.P.S.

#### Saint Joseph's College

- B.S. in Business Administration
- B.S.G.S. Human Services Specialization with A.A.S. in Fire Science

- B.S.G.S. Human Services Specialization with A.A.S. in Paramedicine
- B.S.G.S. Adult Education & Training Specialization
- B.S.G.S. Business Administration Specialization
- B.S.G.S. Human Services Specialization
- B.S.G.S. Psychology Specialization
- B.S. in Nursing
- B.S.G.S. Criminal Justice Specialization
- B.S. Radiologic Science Administration
- B.S.G.S. Human Services Specialization from A.A. Social Work
- Bachelor of Fine Arts
- B.S. in Communications

#### Southern New Hampshire University

- Business
- B.S. Technical Management
- B.A.S in Hospitality Management

#### University of Maine Orono

- Early Childhood Education
- Biological Engineering
- Chemical Engineering
- Civil Engineering
- Computer Engineering
- Construction Management Technology
- Electrical Engineering
- Electrical Engineering Technology
- Engineering Physics
- Mechanical Engineering
- Mechanical Engineering Technology
- Survey Engineering Technology
- Electrical Engineering Technology

#### University of Maine at Augusta

- Business Administration
- B.S. in Public Administration with A.A.S. in Criminal Justice
- B.S. in Public Administration with A.A.S. in Behavioral Health & Human Services
- B.S. in Public Administration with A.A.S. in Fire Science
- B.S. in Public Administration with A.A.S. in Computer Technology

#### University of Maine at Farmington

- Special Education

#### University of Maine at Machias

- B.S. Marine Biology

#### University of Southern Maine

- B.S. Industrial Technology
- B.A. in Tourism and Hospitality
- B.S. in Business Administration

#### Wheelock College

- Early Childhood: Child Development Specialist

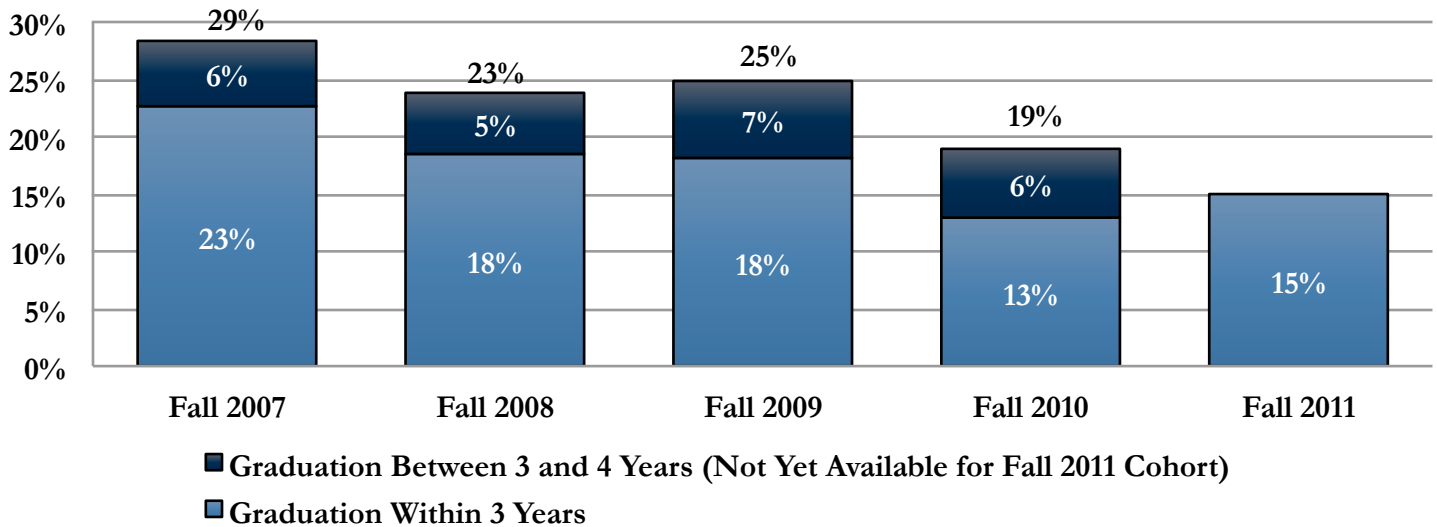
## Institutions to which SMCC Students Have Transferred

- Alfred State College
- Ball State University
- Barry University
- Colby College
- Eastern New Mexico University
- Eckerd College
- Everest University - Tempe Online
- Goddard College
- Grand Canyon University
- Granite State College
- Guilford College
- Husson University
- Indiana University Purdue University
- Iowa State University
- IIT Technical Institute
- Johnson State College
- Kaplan University
- Keene State College
- Liberty University
- Lyndon State College
- Maine College of Art
- Maine Maritime Academy
- Marymount University
- Midwestern University
- Missouri State University
- New England School of Communication
- Plymouth State University
- Saint Joseph's College - Maine
- Saint Petersburg College
- Smith College
- Southern New Hampshire University
- Southern Vermont College
- Springfield College
- Thomas College
- University of Kentucky
- University of Maine at Augusta
- University of Maine at Farmington
- University of Maine at Fort Kent
- University of Maine at Machias
- University of Maine Orono
- University of Maine at Presque Isle
- University of Massachusetts Lowell
- University of Montana
- University of New England
- University of New Hampshire
- University of Phoenix
- University of Southern Maine
- University of Tampa
- University of Wisconsin
- Vermont Technical College
- Wentworth Institute of Technology
- Worcester State University



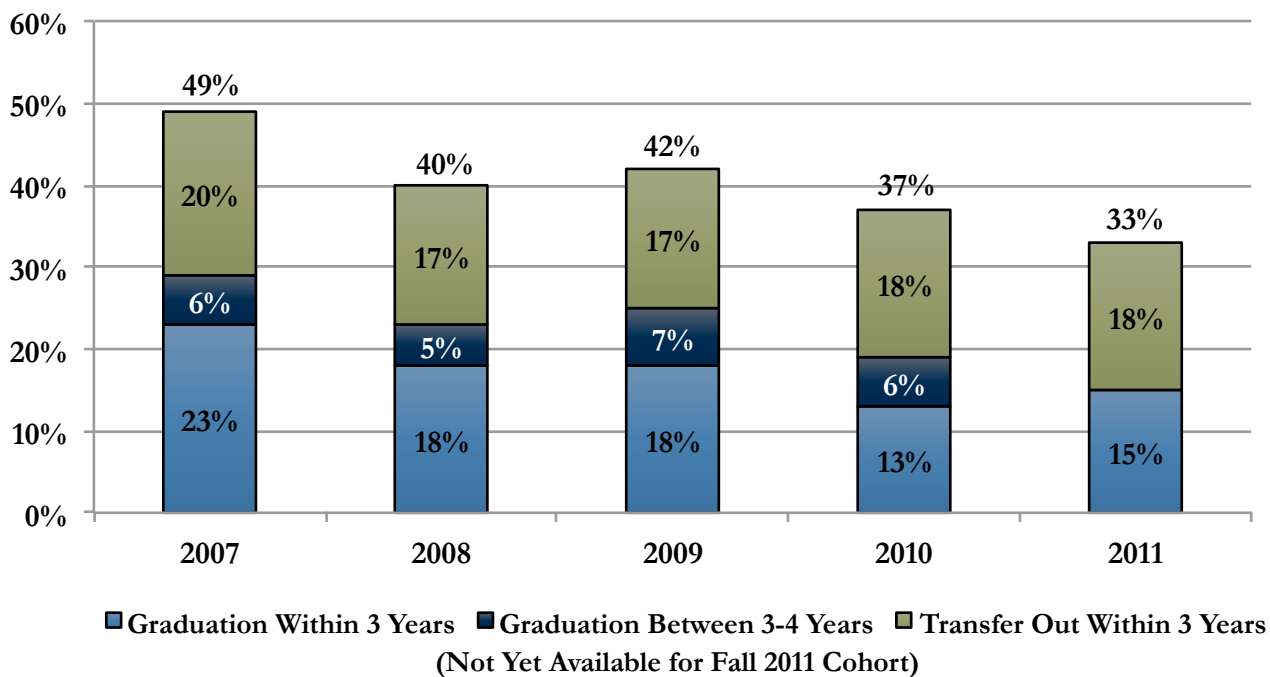
### Graduation Rates

Entering Cohorts of Fall 2007-Fall 2011  
(first-time, full-time students)



### Overall Student Success Rates

Entering Cohorts of Fall 2007-Fall 2011  
(first-time, full-time students)



## Number of Graduates by Program 2010/11-2014/15

A.A.S. = Associate in Applied Science  
A.S. = Associate in Science  
A.A. = Associate in Arts  
C = Certificate

Academic Program	Degree Type	2010-11	2011-12	2012-13	2013-14	2014-15	Total
Architectural & Engineering Design	A.A.S.	25	19	18	17	12	91
Automotive Technology	A.A.S.	12	10	16	26	14	78
Behavioral Health Certificate	C	3	6	5	1	5	20
Biotechnology	A.S.	4	3	5	5	1	18
Building Science and Sustainability	C		1	2	3	1	7
Business Administration	A.A.S.	23	13	7	1	1	45
	A.S.	57	77	104	117	98	453
Cardiovascular Technology	A.S.	7	14	7	12	9	49
Communications & New Media	A.A.S.	31	38	41	32	31	173
Composite Science & Manufacturing	A.A.S.			1	1	3	5
Computer Science	A.S.				1	8	9
Computer Technology	A.A.S.	17	34	40	24	21	136
Construction Technology	A.A.S.	17	11	10	5	9	52
Criminal Justice	A.A.S.	42	41	47	47	42	219
Culinary Arts	A.A.S.	33	26	39	37	28	163
Dietetics & Nutrition	A.S.	13	17	13	16	15	74
Early Childhood Education	A.A.S.	12	18	27	19	20	96
	C	1	4	2		2	9
Education	A.S.					2	2
Electrical Engineering Technologies	A.A.S.	28	29	24	19	22	122
Electrician Technology Certificate	C		2	8	6	7	23
Emergency Medical Services/Paramedicine	A.A.S.	11	15	13	17	16	72
Fire Science	A.A.S.	31	29	26	22	24	132
Health Information Technology	A.A.S.			2	5	8	15
Heating	C	2	1	1		1	5
Heating, Air Conditioning & Refrigeration	A.A.S.	13	16	6	16	9	60
Heavy Equipment Operations	C	1	2		3	2	8
Horticulture	A.A.S.	13	9	10	8	17	57
Hospitality Management	A.A.S.	7	8	13	13	9	50
Human Services	A.A.S.	22	30	27	36	26	141
Integrated Manufacturing	A.A.S.	19	9	21	23	27	99
Liberal Studies (All Concentrations)	A.A.	112	186	176	148	178	800
Marine Design Certificate	C			2			2
Marine Science	A.S.	7	5	12	6	8	38
Medical Assisting	A.A.S.	22	19	22	43	43	149
Nursing	A.S.	59	53	62	64	59	297
Plumbing	C	4	6	3	3	2	18
Plumbing and Heating	A.A.S.	10	6	6	6	2	30
Pre-Engineering	A.S.				1	4	5
Radiation Therapy	A.S.		7		8		15
Radiography	A.S.	35	16	12	13	13	89
Refrigeration and Air Conditioning	C	7	4	3		1	15
Residential Framing	C		1	1	1		3
Respiratory Therapy	A.S.	12	11	17	12	13	65
Surgical Technology	A.A.S.	3	4	3		6	16
Welding	C	4	4	5	6	5	24
Other	A.A.S.		1				1
	C	2	1	1			4
<b>Grand Total</b>		<b>721</b>	<b>806</b>	<b>860</b>	<b>843</b>	<b>824</b>	<b>4,054</b>

## New Student Success Initiatives

Fall 2014

### MYSUCCESS

The MySuccess program provides recent high school graduates from Portland Public Schools a jump start on their college careers with scholarships, guidance from a designated success coach and an intensive three-week summer program to help prepare them for college life and college studies. MySuccess is supported by a grant from the John T. Gorman Foundation.

In 2014 the program's 16 participants:

- Tested out of 20 developmental courses, saving them a combined \$6,000 and 800 hours of coursework
- Improved developmental course grades by 23%, compared to like peers

### PATH TO GRADUATION (P2G)

The Path to Graduation program provides college-ready students with support, structure and incentives, including dedicated success coaches, to guide them to college completion and their associate degree in two years. Path to Graduation is supported by a grant from the KeyBank Foundation.

In the 2014 the program's 86 participants demonstrated:

- A Fall to Spring persistence rate of 84%, compared to 66% of like peers
- An average GPA of 2.69, compared to 2.45 of like peers

### MAINE IS IT!

A Maine is IT! federal grant has allowed SMCC to enhance its information technology degree programs with a newly renovated building featuring state-of-the-art computer labs to support learning in a virtual environment and to meet the demands of employers. The Maine is IT! program served 330 students in 2014/15.

The College upgraded its Computer Science & Engineering Center, bought sophisticated new computer equipment and added a new degree program in Computer Information Science focusing on cybersecurity. SMCC also revised and expanded its offerings in its Computer Technology and Computer Science degree programs.



**Maine is IT!**

INFORMATION TECHNOLOGY  
A CONSORTIUM OF MAINE'S SEVEN COMMUNITY COLLEGES



## Section 4: Academics & Offerings

SMCC Academic Divisions & Departments.....	21
Academic Degree Programs Offered .....	22
Student Academic Services Offered .....	23
Student Life Services Offered .....	25



## ACADEMICS & OFFERINGS

SMCC has more than 45 academic programs in trade and technical fields, as well as in the arts and sciences, that prepare students for careers or for transfer to colleges and universities to continue their education. We offer students hands-on learning led by faculty who work in their fields and have established partnerships with businesses and community leaders.



## SMCC Academic Divisions & Departments 2014/15

All of SMCC's degree programs and departments are organized into 5 major divisions.

APPLIED TECHNOLOGY	ARTS & SCIENCES	BUSINESS & INFORMATION TECHNOLOGY	HEALTH SCIENCES	PUBLIC SAFETY
<ul style="list-style-type: none"> <li>Architectural &amp; Engineering Design</li> <li>Automotive Technology</li> <li>Composites Technology</li> <li>Construction Technology</li> <li>Electrical Engineering &amp; Computer Sciences</li> <li>Heating, Air Conditioning, Refrigeration &amp; Plumbing</li> <li>Horticulture</li> <li>Integrated Manufacturing Technology</li> </ul>	<ul style="list-style-type: none"> <li>Biological Sciences</li> <li>Education</li> <li>Behavioral Health &amp; Human Services</li> <li>English</li> <li>Fine Arts</li> <li>Mathematics</li> <li>Physical Sciences</li> <li>Pre-Engineering</li> <li>Social Sciences</li> </ul>	<ul style="list-style-type: none"> <li>Business &amp; Hospitality Management</li> <li>Communications &amp; New Media</li> <li>Computer Technology</li> <li>Culinary Arts</li> </ul>	<ul style="list-style-type: none"> <li>Cardiovascular Technology</li> <li>Dietetics &amp; Nutrition</li> <li>Emergency Medical Services</li> <li>Medical Assisting</li> <li>Nursing</li> <li>Radiation Therapy</li> <li>Radiography</li> <li>Respiratory Therapy</li> </ul>	<ul style="list-style-type: none"> <li>Criminal Justice</li> <li>Emergency Medical Services</li> <li>Fire Science</li> <li>Maine Fire Service Institute</li> </ul>

# Academic Degree Programs Offered

## 2014/15

A.A.S. = Associate in Applied Science  
 A.S. = Associate in Science  
 A.A. = Associate in Arts  
 C = Certificate

Academic Program	A.A.S.	A.A.	A.S.	C
<b>Applied Technology</b>				
Architectural & Engineering Design	•			•
Automotive Technology	•			
Building Science and Sustainability				•
Composite Science & Manufacturing	•			
Computer Information Security	•			
Computer Science			•	
Construction Technology	•			•
Electrical Engineering Technologies	•			•
General Technology	•			
Heating, Air Conditioning, Refrigeration & Plumbing	•			•
Heavy Equipment Operations				•
Horticulture	•			
Information Technology	•			
Precision Machining & Manufacturing	•			
Pre-Engineering			•	
Trade & Technical Occupations	•			
<b>Arts &amp; Sciences</b>				
Biotechnology			•	
Early Childhood Education	•			•
Human Services	•			•
Liberal Studies		•		
Marine Science			•	
<b>Business &amp; Information Technology</b>				
Business Administration	•			
Communications & New Media	•			
Computer Technology	•			
Culinary Arts	•			
Hospitality Management	•			
<b>Health Science</b>				
Cardiovascular Technology			•	
Dietetics & Nutrition			•	
Medical Assisting	•			
Nursing			•	
Paramedicine	•			
Radiography			•	
Respiratory Therapy			•	
Surgical Technology	•			
<b>Public Safety</b>				
Criminal Justice	•			
Fire Science Technology	•			•
Paramedicine	•			

## Student Academic Services Offered

2014/15

### ADVISING

Incoming students are required to attend a group New Student Orientation & Advising session to plan and prepare for their first semester. Once students are registered for their first semester they are assigned a faculty advisor to discuss course selection and degree requirements. Students are also able to access walk-in advising services with staff through the Advising Office.

### CAREER & TRANSFER SERVICES

The Office of Career and Transfer Services provides assistance to SMCC students regarding their plans for life after graduation, including support for their employment searches and their plans for further higher education. The support provided is personal, instructive and makes use of up-to-date technologies, information and resources.

### COMPUTER RESOURCES

Students have access to over 700 computers including open student labs located in the Learning Commons and the Ross Technology Center.

### COUNSELING SERVICES

SMCC recognizes the importance of personal counseling to assist students in balancing their academic needs with problems or concerns of a personal, family-related or job-related nature. An on-campus licensed counselor provides short-term counseling services to students free of charge. Confidentiality is maintained throughout the process, and referrals for other community services are provided as needed. The support provided is personal, instructive and makes use of up-to-date technologies, information and resources.

### DISABILITY SERVICES

SMCC is committed to helping qualified students with disabilities achieve their individual educational goals. Upon request and verification of the disability, the College will provide service coordination and reasonable accommodations to remediate the competitive disadvantage that a disability can create in the educational setting.


### FINANCIAL AID

SMCC is committed to helping our students and families with finding affordable ways to finance their college education. All students are encouraged to apply for financial aid. Many of our students receive assistance in the form of grants and scholarships, loans and employment opportunities.

In 2014-2015:

**\$28.9**  
MILLION  
IN FINANCIAL  
AID awarded

**4,589**  
students  
RECEIVED AID



AVERAGE  
AWARD  
**\$6,278**  
per student

## Student Academic Services Offered 2014/15

### LEARNING COMMONS

The Learning Commons at SMCC integrates the Library, Tutoring and the Writing Center in an active learning space. It offers students the resources and expertise they need to enhance their learning outside of the classroom to reach their academic goals.

#### The Library

The Library provides students with a strong and evolving collection of on-site books and periodicals, online access to the collections of libraries throughout the state of Maine, and a growing collection of electronic books, encyclopedias, journals, magazines, and newspapers.

#### Tutoring & The Writing Center

Tutoring Services provide professional and peer tutoring in math, chemistry, physics, writing, English, computer applications, autoCAD, and other subjects. Tutoring also offers assistance with test taking, study skills and other academic success strategies. The Writing Center offers one-on-one writing assistance, drop-in workshops, online paper reviewing, citation guides and additional resources.

#### WISH Workshops

Workshops In Studying Here (WISH) is a series of three one-hour workshops on college study and success skills. The aim of the workshops is to give students some practical steps they can take to succeed in college.

Library Instruction	Fall 2014	Spring 2015
Class Sessions	90	51
Workshops	8	12
Total Student Attendance	1,611	779
Hours of Operation (Per Week)	65	65

Library Usage	Fall 2014	Spring 2015
People in Library	86,345	67,049
Materials Checked Out at the Circulation Desk	8,239	6,778
Reference Queries	717	591
Interlibrary Loan Activity	1,851	1,768

### MY MAINE GUIDE

My Maine Guide is an online guide full of great resources for students to help them be successful. The guide has 6 sections including My Degree, My Courses, My Career & Transfer, My Money, My Learning, and My Student Life.



- Run your degree audit
- Get advising help
- View graduation information



- Pay your student bill
- Check your financial aid
- Manage your finances



- Manage your schedule
- Access online learning
- View cancelled classes



- Get free tutoring & writing help
- Use library resources
- Get counseling or disability support



- Explore careers
- Build your resume
- Get career & transfer help



- Join clubs & activities
- Get residence life info
- Enjoy athletics & fitness

### SALT

SALT is a free resource for SMCC students that gives them access to tools to empower them to successfully manage their finances. SALT helps students keep track of their student loans, get loan advice from expert counselors, search for scholarships, learn how to save money wisely, and more.

## Student Life Services Offered

2014/15

### ATHLETICS

SMCC's eight sports teams are members of the United States Collegiate Athletic Association (USCAA) and the Yankee Small College Conference (YSCC), the New England regional league of the USCAA.

#### SMCC SeaWolves Athletics Teams:

##### Men's

- Baseball
- Basketball
- Soccer

##### Women's

- Softball
- Basketball
- Soccer

##### Co-Ed

- Golf



### CENTER FOR STUDENT INVOLVEMENT & LEADERSHIP (CeSIL)

SMCC strives to keep students engaged inside and outside the classroom to help them grow, build connections, and develop lifelong friends and mentors. CeSIL is the student connection to student organizations, campus activities, community service and leadership opportunities.

- Alpha Omega
- Intersity Christian Fellowship
- AMC -The Computer Science Club
- Maine Mayhem Film Festival Club
- Anime Club
- Midcoast Club
- Art Club
- Multicultural Club
- Beacon Student Newspaper
- The Northern Horde
- The Bridge
- Nursing Club
- Business Club
- Phi Theta Kappa
- Photography Club
- Chorus
- Cosplay Club
- SMCC Human Services Volunteer Society
- Enactus
- Student Senate
- Fire Science Student Association
- Sustainability and Green Building
- Gaming Club
- Theatre Club
- Community Garden Club
- Veterans Club
- Gay Straight Trans Alliance
- WRIT Literary Magazine

### FITNESS CENTER AND RECREATION

The College maintains a Fitness Center in the Hutchinson Union Building (HUB) with a full assortment of exercise and weight training equipment. The HUB also offers recreational, wellness and intramural programs.

### HOUSING

SMCC offers a unique opportunity for its students to live on campus. Living on campus adds to their overall experience and presents further opportunities to form lasting friendships. SMCC has two residence halls on its South Portland Campus: Spring Point Hall and Surfside Hall.



## Section 5: Non-Credit Enrollment

Non-Credit Enrollment & Registrations .....	27
Continuing Studies Enrollment & Registrations .....	27
Contract Training Enrollment & Registrations .....	28
Maine Fire Service Institute Enrollment & Registrations .....	28
Companies for which SMCC Provided Workforce Training .....	29



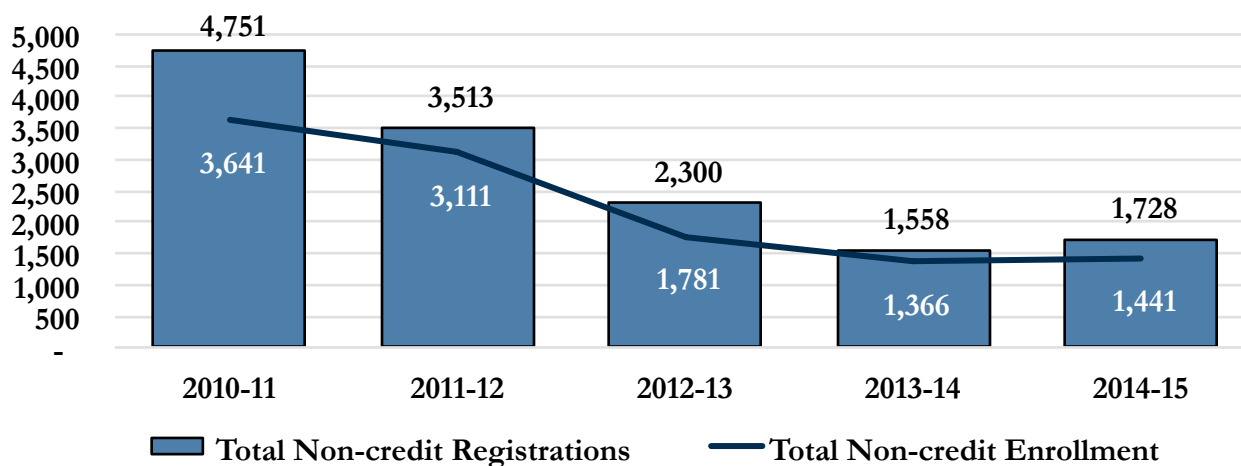
## NON-CREDIT OFFERINGS

In addition to our credit courses and programs, SMCC has a variety of non-credit offerings to support workforce training, professional skill building, and personal enrichment. SMCC serves thousands of people each year through our Continuing Studies courses, contract training with employers, and the Maine Fire Service Institute.



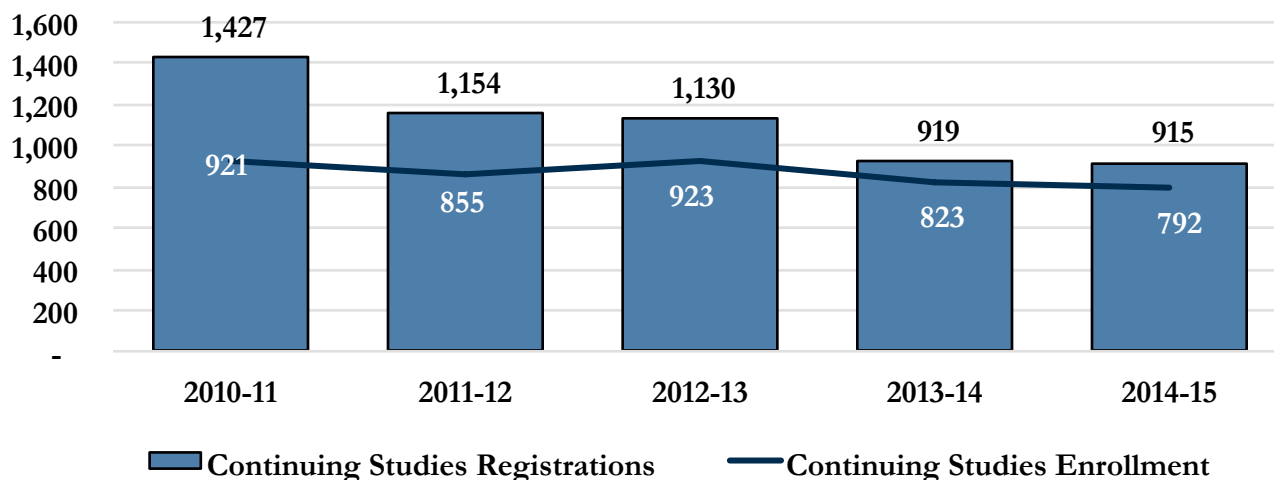
### All Non-credit Enrollment & Registrations

2010/11-2014/15



### Continuing Studies Enrollment & Registrations

2010/11-2014/15

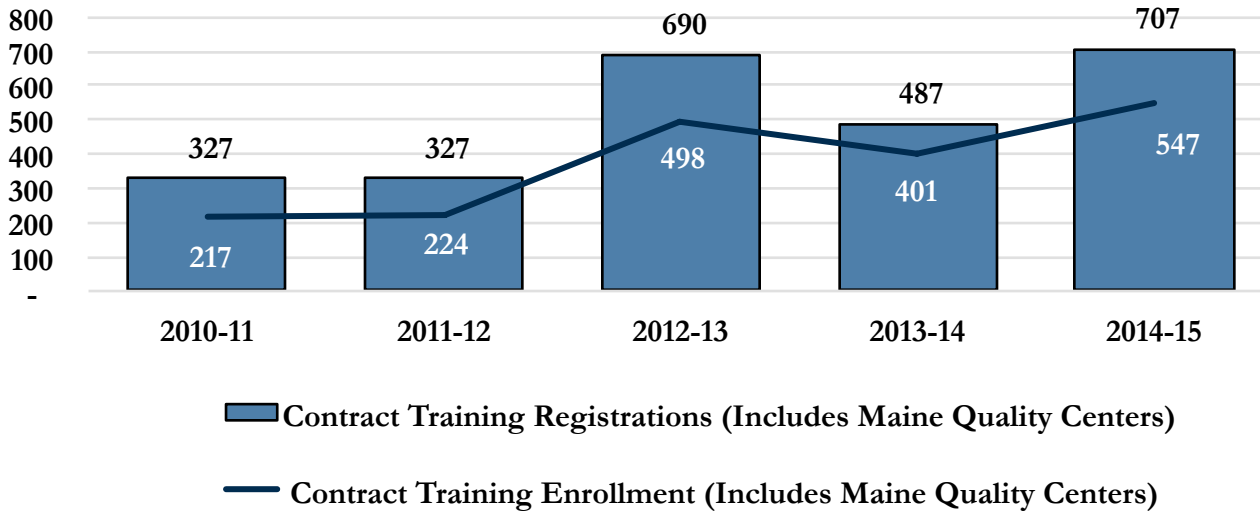




### Contract Training Enrollment & Registrations

2010/11-2014/15

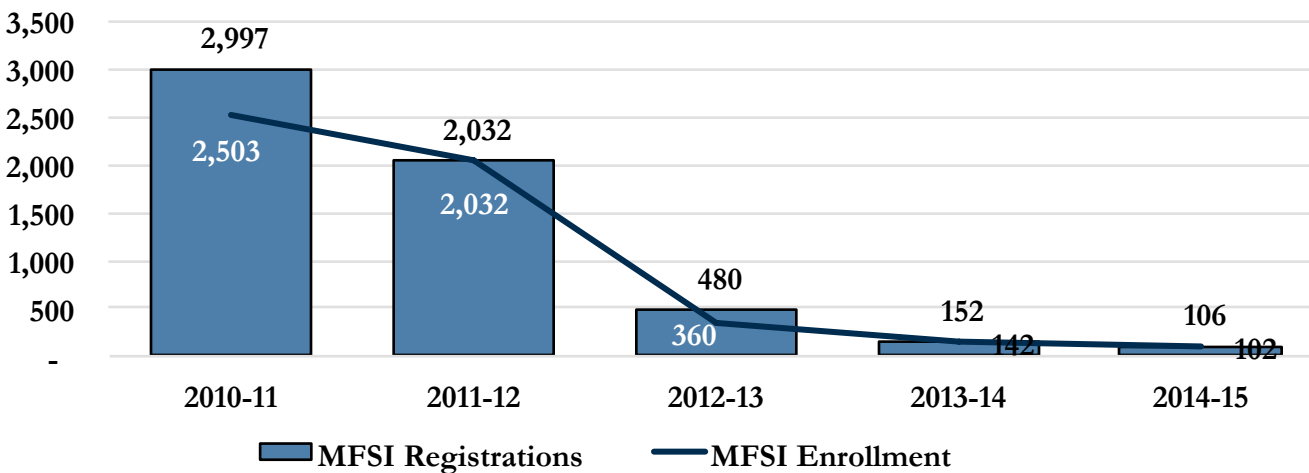
SMCC Contract Training offers business training services to support workforce development.



### Maine Fire Service Institute Enrollment & Registrations

2010/11-2014/15

The Maine Fire Service Institute (MFSI) is a department within Southern Maine Community College whose mission to assist in the development of skills and abilities in support of Maine's Fire service at the local, regional, and state level in collaboration with the fire chiefs of Maine.



## Companies for which SMCC Provided Workforce Training 2014/15

---

- American Steel
- ARWO
- Bath Iron Works
- Buxton Fire Department
- Camp Susan Curtis
- Casco Systems
- Catholic Charities
- CCB, Inc.
- Central Maine Power Company
- City of South Portland
- Credere Engineering
- Cumberland County
- Dream Local
- Dunes on the Waterfront
- Final Draft CAD
- Fluid Imaging Technology
- General Dynamics
- Goodwill Industries of Northern New England
- IDEXX
- Industrial Concrete
- Jotul
- Maine Department of Transportation
- Manufacturing Extension Partnership (MEP)
- Martin's Point Health Care
- Molnlycke Health Care
- Moody's Collision Centers
- New Fab
- Nonantum Resort
- Pierce Promotions
- Plasmine Technologies
- Portland Adult Education
- Portland Mattress Company
- Rollease
- Southworth Products
- Tempus Jets
- Tilson Technology
- Town of Cape Elizabeth
- Town of Scarborough
- VSTV



# Section 6: Employees

Organizational Chart .....	31
Educational Attainment of Full-time Faculty .....	32
Employee Status .....	32
Gender .....	32
Race .....	33



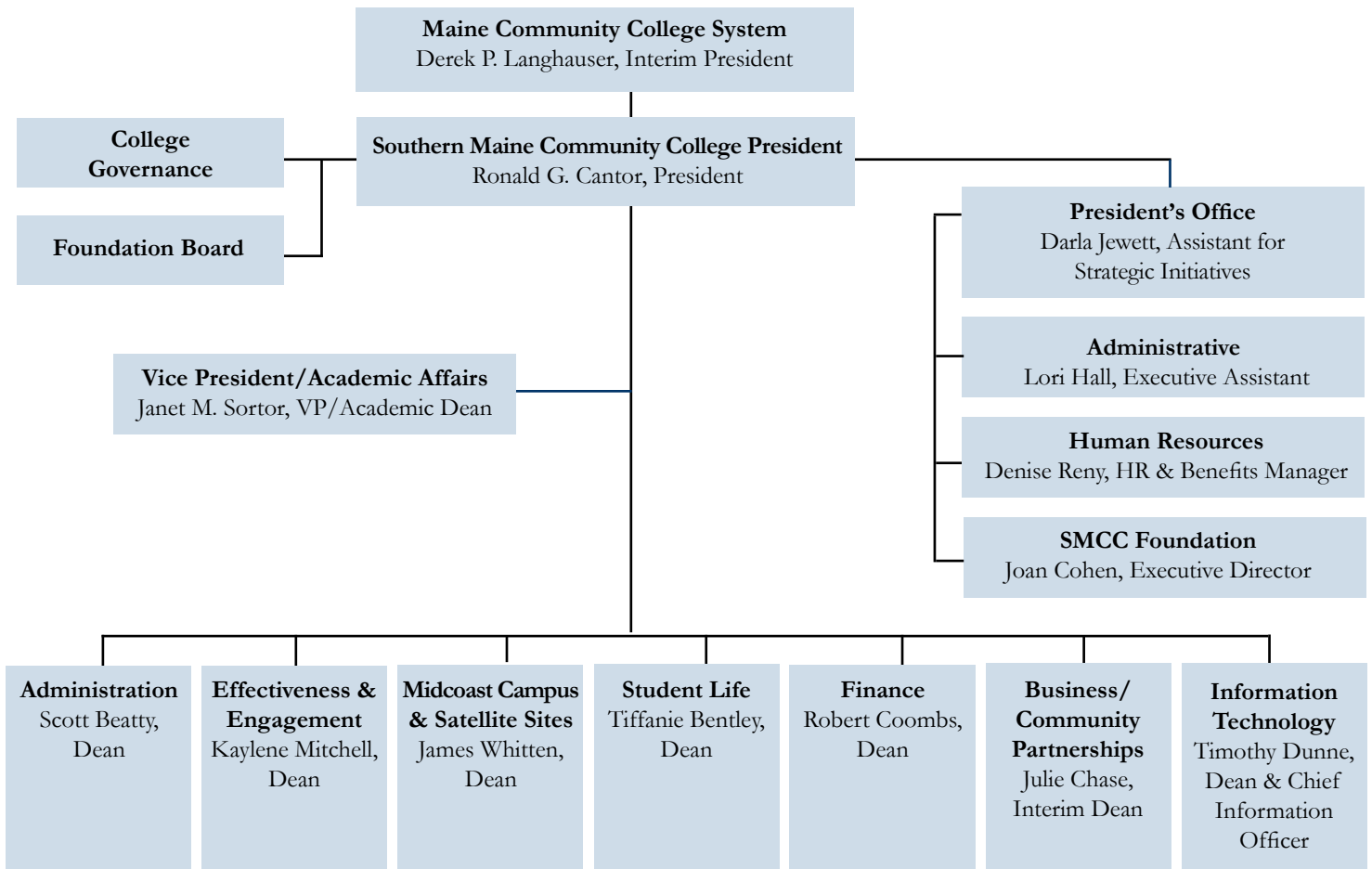
## EMPLOYEES

SMCC is more than an educational institution; we're a major employer with more than 600 employees. We have more than 450 full-time and adjunct faculty and nearly 150 staff. Our faculty have extensive work experience in their fields and are closely connected to business and the community.



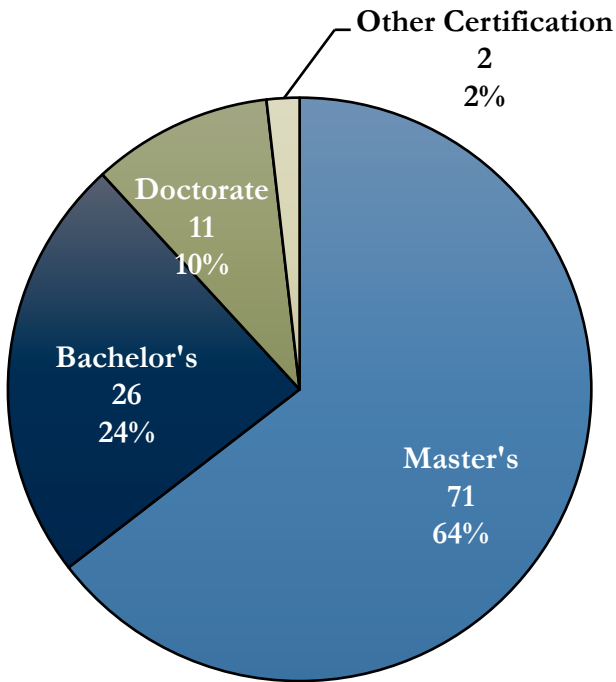
## Organizational Chart

Fall 2014



### Educational Attainment of Full-time Faculty

Fall 2014



### Employee Status

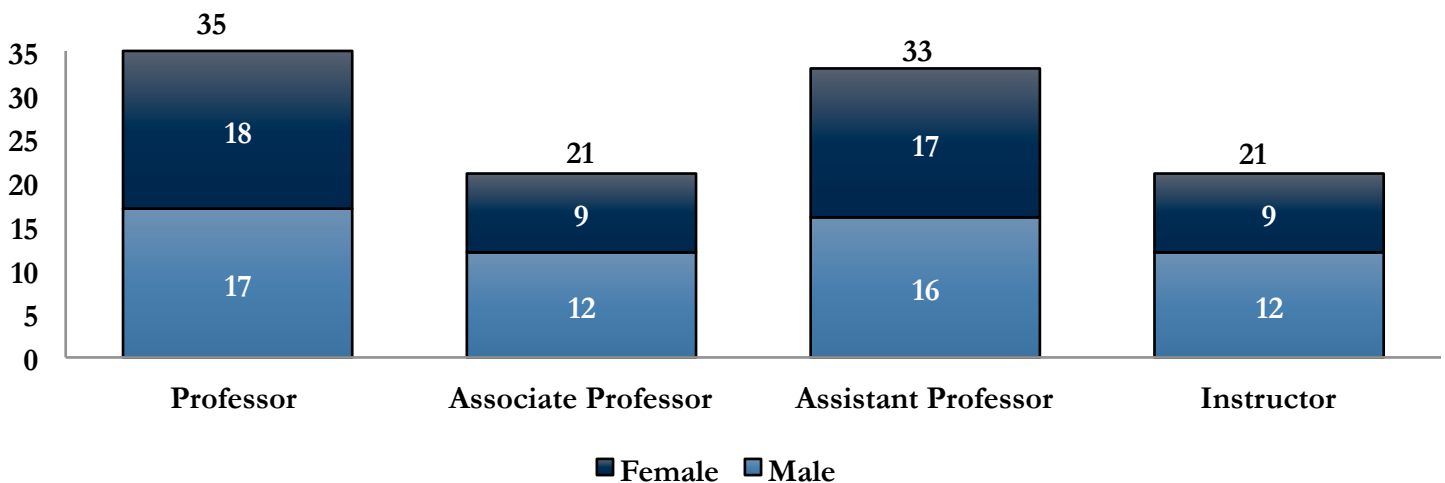
Fall 2014

Employee Status	Full-time	Part-time	Total
Executive Staff	9		9
Management Team	12		12
Faculty	110		110
Adjunct Faculty		347	347
Staff	132	33	165
<b>Totals:</b>	<b>263</b>	<b>380</b>	<b>643</b>



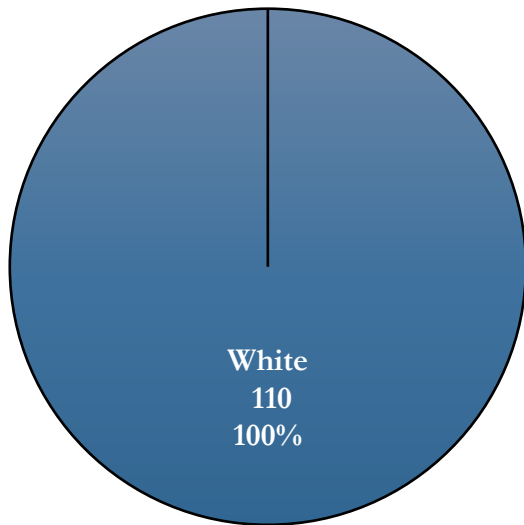
### Rank and Gender of Full-time Faculty

Fall 2014



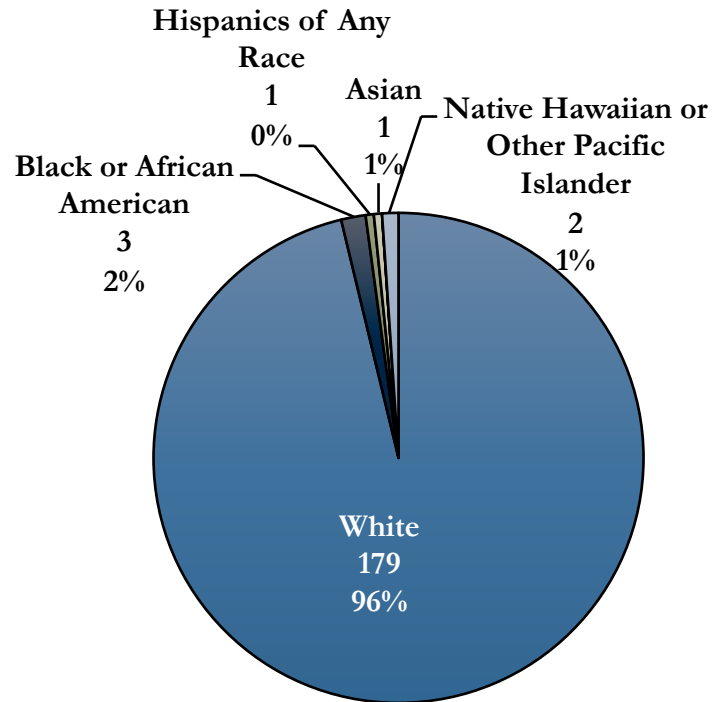
### Full-time Faculty Race

Fall 2014



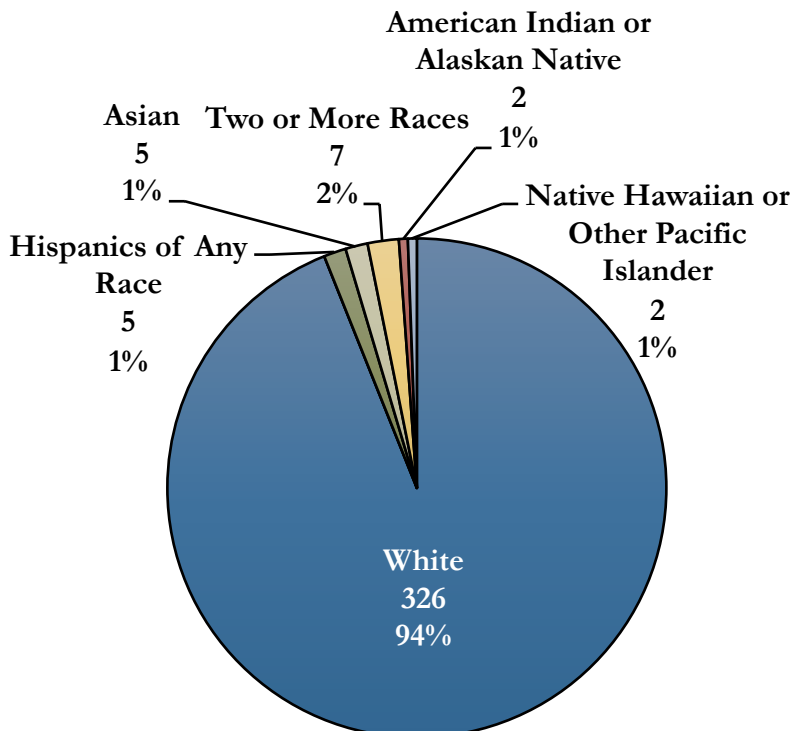
### Staff Race

Fall 2014



### Adjunct Faculty Race

Fall 2014



# Section 7: Finances

Revenues by Year .....	35
Revenues by Category .....	35
Revenues - State Appropriations & Net Tuition & Fees in Millions .....	36
Tuition in Real Dollars .....	36
Financial Aid .....	37
Student Costs .....	38



## FINANCES

The bulk of SMCC’s revenues comes from state appropriations and tuition & fees, with additional funding coming from grants, contracts and other sources. State appropriations have remained relatively flat in recent years, while revenues from tuition & fees have declined. In real dollars, SMCC’s tuition has gone down.


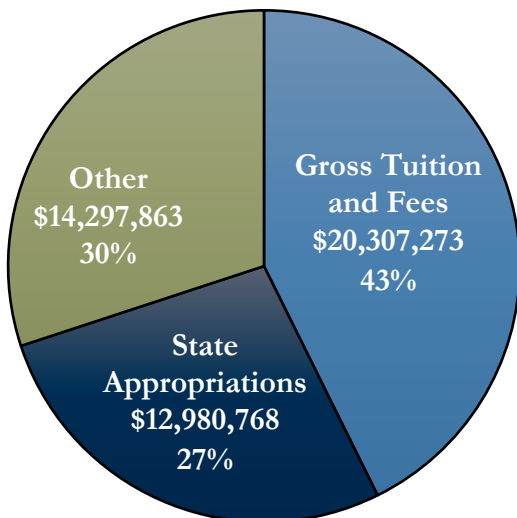


### Revenues by Year FY 2011-FY 2015

Financial data for fiscal year (FY) 15 is preliminary, estimated and unaudited. Please visit [www.smccME.edu](http://www.smccME.edu) to view the most recently updated PDF of the Fact Book.

	FY 2011	FY 2012	FY 2013	FY 2014	FY 2015
<b>Gross Tuition and Fees</b>	<b>\$20,307,756</b>	<b>\$21,208,068</b>	<b>\$20,642,665</b>	<b>\$20,829,338</b>	<b>\$20,307,273</b>
Less: Discounts and Allowances	(\$13,119,707)	(\$14,220,972)	(\$13,838,130)	(\$13,667,728)	(\$12,697,350)
Net Tuition & Fees	\$7,188,049	\$6,987,096	\$6,804,535	\$7,161,610	\$7,609,923
<b>State Appropriations</b>	<b>\$12,776,263</b>	<b>\$12,718,031</b>	<b>\$12,607,538</b>	<b>\$13,160,805</b>	<b>\$12,980,768</b>
Federal Grants and Contracts	\$14,387,785	\$14,629,870	\$13,719,516	\$14,136,431	\$14,742,687
State Grants and Contracts	\$2,096,950	\$2,458,407	\$2,545,252	\$2,556,341	\$2,416,670
Private Grants and Contracts	\$141,875	\$230,007	\$325,867	\$275,317	\$521,813
Auxiliary Enterprises	\$2,461,851	\$2,826,712	\$2,836,390	\$2,566,404	\$2,442,145
Other Sources	\$1,550,602	\$4,468,821	\$1,924,218	\$3,941,397	\$6,871,898
Midcoast Acquisition		\$15,000,000			
<b>Total Revenue</b>	<b>\$40,603,375</b>	<b>\$59,318,944</b>	<b>\$40,763,316</b>	<b>\$43,798,306</b>	<b>\$47,585,904</b>

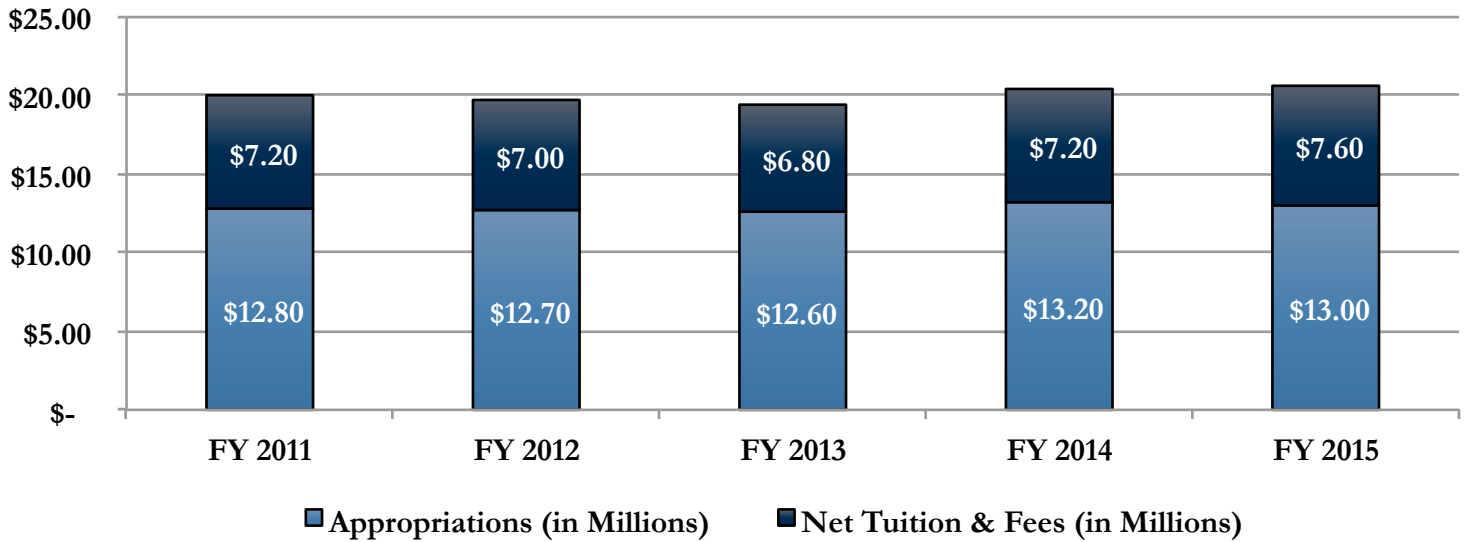
### Revenues by Category FY 2014





### Revenues - State Appropriations & Net Tuition & Fees in Millions

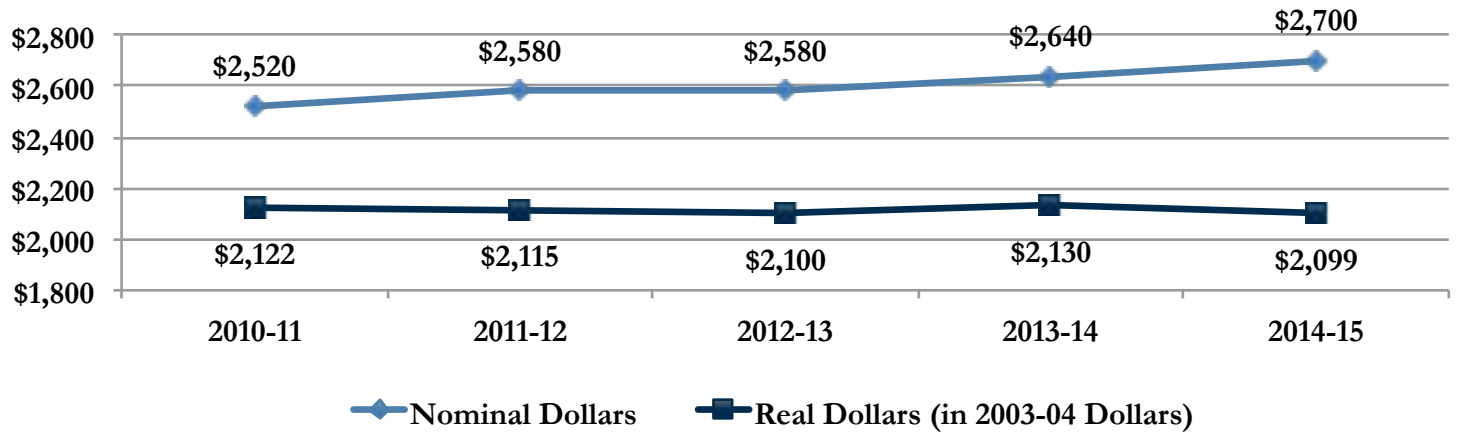
FY 2011-FY 2015



### Tuition in Real Dollars

2010/11-2014/15

Nominal dollars are dollars that are unadjusted for inflation, while real dollars are dollars that have been adjusted for inflation.



## Financial Aid

### 2010/11-2014/15

Summary	2010/11	2011/12	2012/13	2013/14	2014/15
<b>Applicants</b>					
Number of FAFSAs Received	8,923	10,197	10,995	10,406	9,403
Number of Actual Recipients	4,793	5,305	5,242	5,101	4,598
Average Amount of Aid	\$6,456	\$6,463	\$6,793	\$6,303	\$6,278
<b>Federal Aid</b>					
Federal Direct Loans	\$16,951,930	\$18,815,820	\$20,669,593	\$17,555,477	\$14,456,978
Federal Pell Grants	\$11,381,153	\$12,475,446	\$12,127,326	\$11,993,834	\$11,011,502
Federal Work Study	\$145,486	\$150,178	\$142,234	\$178,342	\$201,748
Federal Supplemental Ed. Opportunity Grants (FSEOG)	\$68,644	\$75,569	\$76,769	\$88,726	\$110,260
Academic Competitiveness Grant (ACG)	\$105,446	\$0	\$0	\$0	
NASA Space Grant					\$28,500
<b>Total for Federal Aid</b>	<b>\$28,652,659</b>	<b>\$31,517,013</b>	<b>\$33,015,922</b>	<b>\$29,816,379</b>	<b>\$25,808,988</b>
<b>State of Maine Grant Programs</b>					
Maine State Grants	\$1,255,100	\$1,514,750	\$1,508,000	\$1,282,250	\$1,358,750
Gear-Up Scholarships	\$234,628	\$322,127	\$107,766	\$66,600	\$68,043
MCCS Scholarships					\$492,713
<b>Total for State of Maine Grant Programs</b>	<b>\$1,489,728</b>	<b>\$1,836,877</b>	<b>\$1,615,766</b>	<b>\$1,348,850</b>	<b>\$1,919,506</b>
<b>Private Sector Aid</b>					
Alternative Loans	\$521,206	\$530,184	\$451,547	\$456,665	\$532,601
<b>Total for Private Sector Aid</b>	<b>\$521,206</b>	<b>\$530,184</b>	<b>\$451,547</b>	<b>\$456,665</b>	<b>\$532,601</b>
<b>Miscellaneous Grants</b>					
SMCC Foundation	\$76,860	\$110,477	\$210,317	\$155,760	\$199,865
Other Aid	\$204,952	\$293,004	\$316,400	\$372,274	\$406,688
<b>Total for Miscellaneous Grants</b>	<b>\$281,812</b>	<b>\$403,481</b>	<b>\$526,717</b>	<b>\$528,034</b>	<b>\$606,553</b>
<b>Total for All Financial Aid</b>	<b>\$30,945,405</b>	<b>\$34,287,555</b>	<b>\$35,609,952</b>	<b>\$32,149,928</b>	<b>\$28,867,648</b>

## Student Costs

2014/15

### TUITION FOR FULL-TIME STUDENTS

- Maine Residents (30 credits per year) - \$2,700
- Out-of-state Residents (30 credits per year) - \$5,400

### TUITION FOR PART-TIME STUDENTS

- Maine Residents - \$90 per credit hour
- Out-of-state Residents - \$180 per credit hour

### ANNUAL ON-CAMPUS ROOM & BOARD

- Room - \$5,200
- Board - \$3,200
- Housing Damage Deposit - \$250
- Cable & Internet Service Fee - \$288

### GENERAL FEES

- Admissions Application - \$20
- Document Processing Fee\*\* - \$3 per credit hour
- Information Access Fee - \$2.50 per credit hour
- Academic Services Fee\*\*\* - \$1 per credit hour
- Student Activity Fee - \$25 per semester
- Health Insurance - \$745

### USER FEES

- Parking Permit
  - Fall (August 2014-December 2014) - \$40
  - Spring (Jan. 2015-May 2015) - \$40
  - Summer (May 2015-August 2015) - \$15
- Comprehensive Fee<sup>+</sup> - \$9 per credit hour
- Course Fee<sup>++</sup> - \$9 per credit hour
- Lab/Technology Fee<sup>+++</sup> - \$18 per credit hour

### TESTING FEES

- Nursing Test Fee - \$106.25
- CPR Test Fee (EMST 100 class) - \$25
- EMT Test Fee (if student qualifies) - \$100
- Paramedic Test Fee (if student qualifies) - \$150

\* Paid with housing application: will be refunded 8 to 10 weeks following the end of the completed agreement less any room, suite or common area damages that are assessed to student

\*\* Includes transcripts and immunization records for registered students

\*\*\* Not charged to those previously billed the \$70 graduation fee

+ 10% of resident tuition rate

++ 10% of resident tuition rate for lecture courses

+++ 20% of resident tuition rate for lab & technology/shop courses



# South Portland Campus

2 Fort Road, South Portland, ME 04106 • 207-741-5500



## STUDENT SERVICES

- 1 Campus Center**  
Admissions  
Advising  
Bookstore  
Central Services  
Career & Transfer  
Financial Aid  
Library & Learning Commons  
Registration  
Student Billing  
SeaWolves Café  
Testing Center
- 2 Fort Building** ★  
Human Resources  
Security

## STUDENT LIFE

- 3 All Faiths Chapel**
- 4 Captain's House**  
Captain's Cupboard Food Pantry  
Student Organizations
- 5 Hutchinson Union Building (HUB)**  
Fitness Center  
Gymnasium
- 6 Oceanview Dining Hall**
- 7 SeaWolves Café**
- 8 Spring Point Residence Hall**  
Student Life Offices  
CeSIL Office
- 9 Surfsite Residence Hall**

## ACADEMIC & ADMINISTRATION BUILDINGS

- 10 8 Broadway (8BRWY)**  
Communications & Marketing  
Continuing Studies
- 11 Art Studio (ARTST)**
- 12 Baykeeper Building**  
Friends of Casco Bay
- 13 Canteen**
- 14 Cates Building**  
Office of the President  
SMCC Foundation
- 15 Computer Science & Engineering Center (CSEC)**  
Computer Technology
- 16 Construction Technology (CTC)**
- 17 Culinary Arts Building (CA)**
- 18 Early Childhood Education (ECE)**
- 19 Emergency Training Center (ETC)**  
Emergency Medical Services
- 20 Facilities Management**
- 21 Hague Hall (HAGUE)**  
Business  
Facilities  
Maine Community College System Offices
- 22 Harborview Hall**  
Academic Offices  
Social Science
- 23 Health Science Center (HSC)**  
Cardiovascular  
Dietetic Technology  
Medical Assisting  
Nursing  
Radiology  
Respiratory Therapy
- 24 Heating, Air Conditioning & Refrigeration (HAC)**  
Plumbing
- 25 Hildreth Media Center (HILDM)**  
Communications & New Media
- 26 Hildreth Science Center (HILD)**  
Physical Sciences
- 27 Horticulture (HORT)**
- 28 Howe Hall (HOWE)**  
Counseling  
Disability Services  
Criminal Justice  
Fire Science  
Prayer Room
- 29 Jewett Hall (JEWET)**  
Integrated Manufacturing
- 30 Johnson Automotive Technology Center (JAT)**
- 31 Lighthouse Art Studio (LHART)**
- 32 Lighthouse Building (LTHSE)**  
Foundation for Maine's Community Colleges
- 33 Marine Education (FISH)**  
Mr. & Mrs. Fish
- 34 Marine Science Center (MSC)**  
Biological Sciences
- 35 McKernan Hospitality Center (MCKRN)**  
Conferences & Events
- 36 Preble Hall (PREB)**  
English  
Math
- 37 President's Residence**
- 38 Ross Technology Center (TECH)**  
Architectural & Engineering Technology  
Drop-In Computer Lab  
Information Technology Services
- 39 Sustainability & Energy Alternatives Center (SEA)**

# Midcoast Campus

29 Sewall Street, Brunswick ME 04011 • 207-844-2102



## STUDENT SERVICES

- 1 | L.L.Bean Learning Commons & Health Science Center**
  - Administrative Offices
  - Advising
  - Biological Sciences
  - Library
  - Health Sciences
  - The Landing Café
  - Tutoring

## STUDENT LIFE

- 2 | Orion Hall**
  - Residence Life
  - Student Life
  - University College Bath/Brunswick

## ACADEMIC BUILDINGS

- 3 | Maine Advanced Technology & Engineering Center (MATEC)**
  - Composite Science & Manufacturing
  - Composites Engineering Research Lab (CERL)
  - Physical Sciences
  - Pre-Engineering
- 4 | Academic Building**
  - Hannaford Lecture Hall
  - Maine Fire Service Institute

**South Portland Campus**

2 Fort Road  
South Portland, ME 04106  
207-741-5500

**Midcoast Campus**

29 Sewall Street  
Brunswick, ME 04011  
207-844-2102

[www.smccME.edu](http://www.smccME.edu)