



2015-2016

SMCC

FACTBOOK

Published August 2016



A Brief History of SMCC

Southern Maine Community College (SMCC) has grown and evolved over the years, but our mission remains unchanged: to empower students to respond to a changing world and to enhance economic and cultural development in Maine.

Our mission is as vital today as it was in 1946, when the College first opened under the name Maine Vocational Technical Institute (MVTI), a day school in Augusta created to serve returning World War II veterans who needed to learn new skills in a post-war economy. By 1952 MVTI and its 156 students had outgrown their space in Augusta and moved to the site of decommissioned Fort Preble, overlooking beautiful Casco Bay in South Portland. During the 1960s the name was changed to Southern Maine Vocational Technical Institute (SMVTI) and authorization was received to award Associate in Applied Science degrees.

In the late 1980s, the Maine Legislature changed the name of the state's Vocational Technical Institute System to the Maine Technical College System, and SMVTI became Southern Maine Technical College (SMTC). Almost a decade later, in 1998, the College added an Associate in Arts degree in liberal studies to its offerings, a significant step in its evolution to a comprehensive community college.

In 2003 that transformation was complete. Gov. John Baldacci introduced legislation establishing the Maine Community College System – a move that enjoyed strong bipartisan support in the 121st Maine Legislature. The College name was changed once more, this time to Southern Maine Community College.

In 2011, SMCC expanded its effort to provide access to high quality, affordable education by opening a second campus at Brunswick Landing, home of the former Brunswick Naval Air Station. SMCC's Midcoast Campus in Brunswick offers students access to state-of-the-art classrooms and laboratories that support studies in pre-engineering, composites, health care, business, arts and sciences and more.

Today, SMCC students come from across the state and around the globe. Whether they are seeking a degree in the trades and technologies that keep our economy humming, or the arts and sciences that offer a strong and broad educational foundation, SMCC graduates are successful employees, employers and entrepreneurs. Through more than 60 transfer agreements with colleges and universities in Maine and around the country, our students are able to continue their studies in four-year degree programs.

SMCC has come a long way from a small school in Augusta to Maine's largest community college. In the fall of 2015, we served over 6,000 students and offered 45 degree programs at our campuses in South Portland and Brunswick, satellite community centers, and online. At every step in SMCC's transformation, our College has responded to the changing world and enhanced economic and cultural development for our students and our state.



Fact Sheet

2015-2016



MISSION

SMCC transforms lives and communities through education and training. We welcome, prepare and inspire all to learn, succeed and lead.



TYPE

- Public two-year college
- Commuter and residential

CREDIT ENROLLMENT

- 6,045 students
- 43% full-time, 57% part-time
- 52% female, 48% male

TRAINING WORKSHOPS & SEMINARS*

- 1,214 participants in over 106 non-credit programs (non-credit & workforce training)

FACULTY

- 106 full-time faculty
- 335 part-time faculty

STUDENT TO FACULTY RATIO

- 18:1

AWARDS GRANTED

- Associate in Arts
- Associate in Science
- Associate in Applied Science
- Certificate

TUITION**

- Maine residents (full-time): \$2,700 per year
- Out-of-state residents (full-time): \$5,400 per year
- Maine residents: \$90 per credit
- Out-of-state residents: \$180 per credit
- Room & board: \$8,788 per year

FINANCIAL AID*

- Federal, state, private sector and other programs available
- \$25.8 million awarded
- \$6,045 average award per student
- 4,155 students receiving aid

ACADEMIC EXCELLENCE

- 75% of full-time faculty hold a master's degree or doctorate
- Honors program
- Opportunities for scholarship
 - *Thinking Matters*: student research, scholarship, and creativity symposium
 - *Phi Theta Kappa* honor society
 - Service learning
 - *WRIT* (student literary magazine)
- SMCC graduates pursue baccalaureate degrees at Mount Holyoke College, University of Maine, University of Southern Maine, Wellesley College, and many others.

STUDENT LIFE

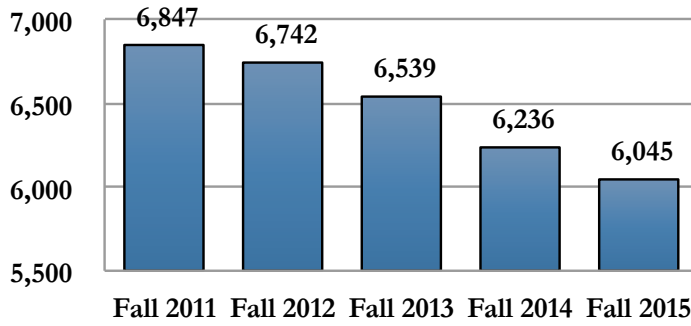
- Center for Student Involvement & Leadership
- Chorus
- Intercollegiate athletics and intramural recreation programs
- International and multicultural activities
- Residential housing program
- SkillsUSA
- Student government
- *The Beacon*: student newspaper

*Based on academic year 2015-2016

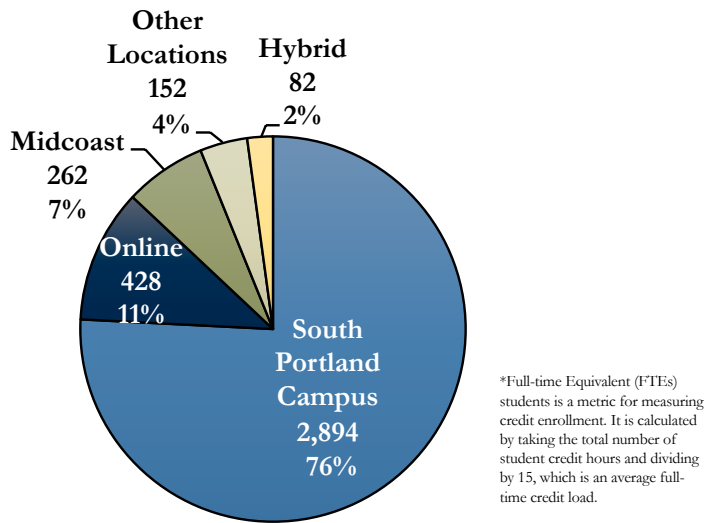
**Plus fees - average fees total \$994 per year

Current Degree & Certificate Programs

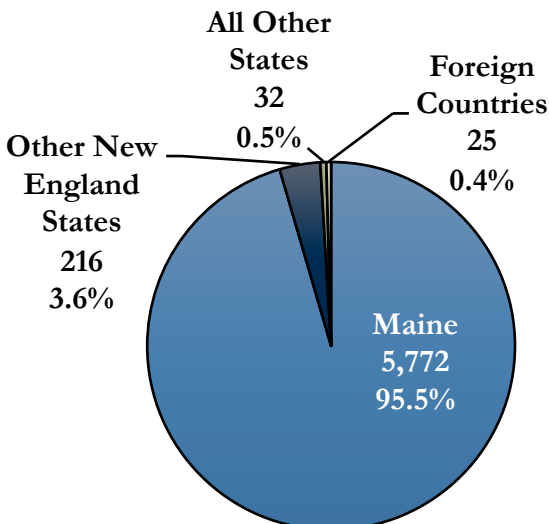
Student Enrollment (credit students)



Number of FTEs Served By SMCC Location



Geographic Origin of Our Students



CAREER & TECHNICAL

- Architectural & Engineering Design
- Automotive Technology
- Biotechnology
- Business Administration
- Cardiovascular Technology
- Communications & New Media
- Composite Science & Manufacturing
- Computer Information Security
- Computer Science
- Criminal Justice
- Culinary Arts
- Dietetics & Nutrition
- Early Childhood Education
- Education
- Electrical Engineering Technologies
- Fire Science Technology
- General Technology
- Heating, Air Conditioning, Refrigeration & Plumbing
- Heavy Equipment Operations
- Horticulture
- Hospitality Management
- Human Services
- Information Technology
- Marine Science
- Medical Assisting
- Nursing
- Paramedicine
- Precision Machining & Manufacturing
- Pre-Engineering
- Radiography
- Respiratory Therapy
- Surgical Technology
- Trade & Technical Occupations

LIBERAL ARTS

Focuses:

- Art
- English
- History
- Liberal Studies
- Mathematics
- Political Science
- Psychology
- Science
- Social Work
- Sociology

Table of Contents

Section 1: Student Profile	pg. 1
Section 2: Enrollment	pg. 6
Section 3: Student Success	pg. 11
Section 4: Academics & Offerings	pg. 19
Section 5: Non-Credit Enrollment.....	pg. 25
Section 6: Employees.....	pg. 29
Section 7: Finances.....	pg. 33
Campus Maps & Locations	pg. 38

Section 1: Student Profile

Geographic Origin of Our Students.....pg. 2

Foreign Countries Representedpg. 2

Counties in Maine Represented.....pg. 2

Student Race & Ethnicitypg. 3

Student Minority Representationpg. 3

Student Ages.....pg. 4

Prior Educationpg. 4

Gender, Income & First Generation Studentspg. 4

Students Requiring Developmental Coursework.....pg. 5

Types of Developmental Courses Required.....pg. 5

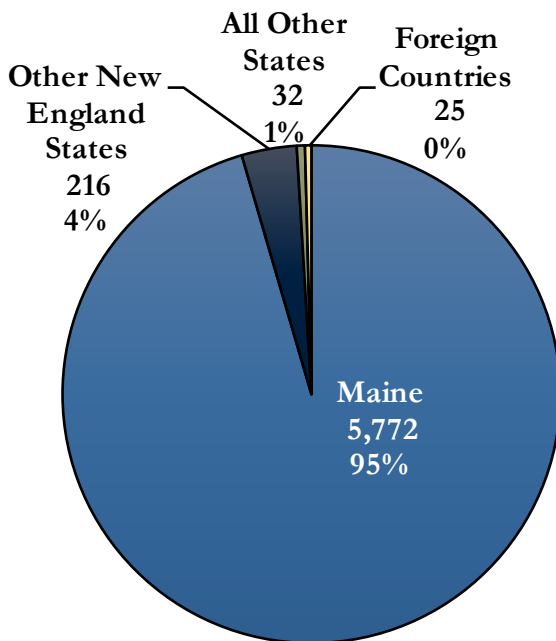


STUDENT PROFILE

Students come to Southern Maine Community College for many different reasons: to earn an associate degree, to start their college career affordably and transfer, to launch a new career, or to build their professional and personal skills. Our students have a broad age range with varied educational backgrounds, and come from across Maine and New England, as well as from other states and overseas. The data in this section looks at all credit students enrolled in the Fall of 2015, including both degree-seeking and non-degree seeking students, unless otherwise noted.



Geographic Origin of Our Students Fall 2015

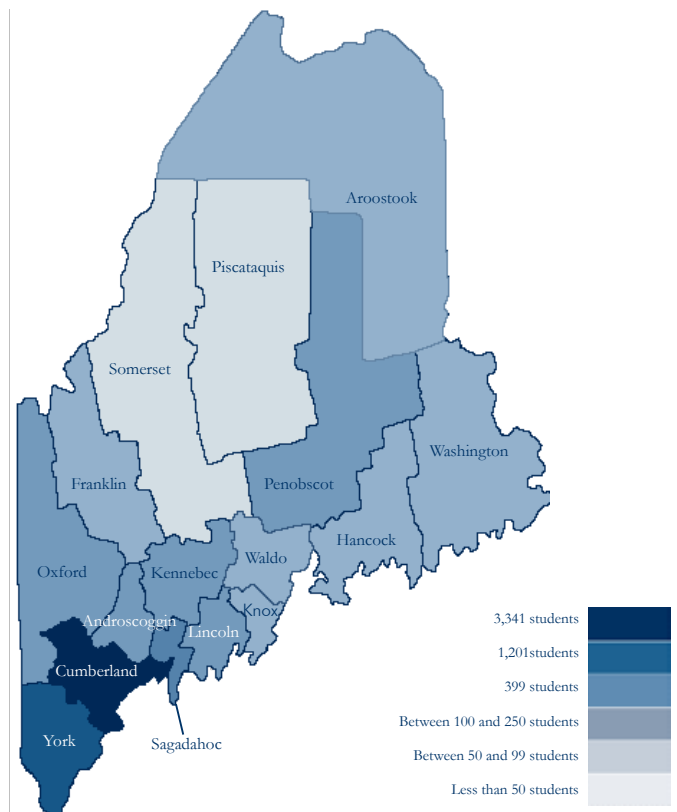


Foreign Countries Represented Fall 2015

- Australia
- Belgium
- Brazil
- Canada
- Congo
- Germany
- Ethiopia
- Finland
- Haiti
- India
- Morocco
- Panama
- Pakistan
- Russian Federation
- Singapore
- Thailand
- Ukraine
- Vietnam
- Zambia

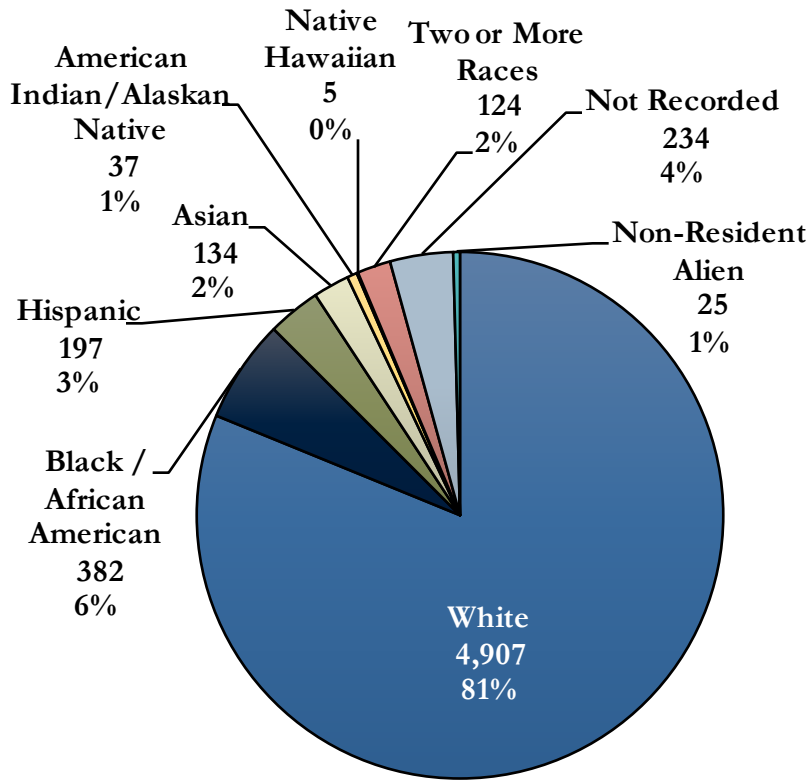
Counties in Maine Represented Fall 2015

County	Count	Percentage
Maine (Cumberland County)	3,341	58%
Maine (York County)	1,201	21%
Maine (Sagadahoc County)	399	7%
Maine (All Other Counties)	831	14%
Total	5,772	100%



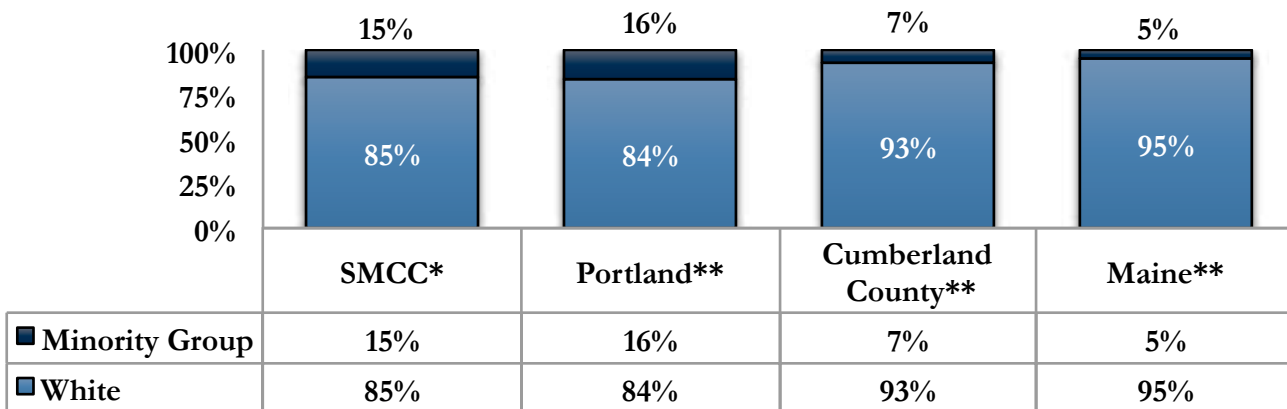
Student Race & Ethnicity

Fall 2015



Student Minority Representation

Fall 2015

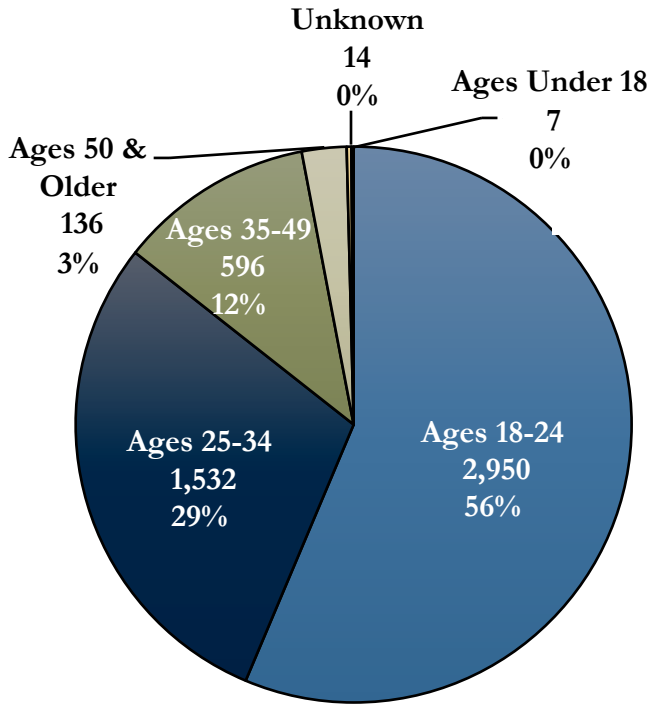


*In calculating the SMCC percentages, it is assumed that the proportions of students whose race/ethnicity is “not recorded” who are white or in a minority group are the same as the proportions of white and minority group students whose race/ethnicity is recorded.

**Percentages for Portland, Cumberland County, and Maine were obtained from the 2010 U.S. Census Data. The “White” percentages are percentages described as White and only one race. Each “Minority Group” percentage is calculated as 100% minus the corresponding “White” percentage.

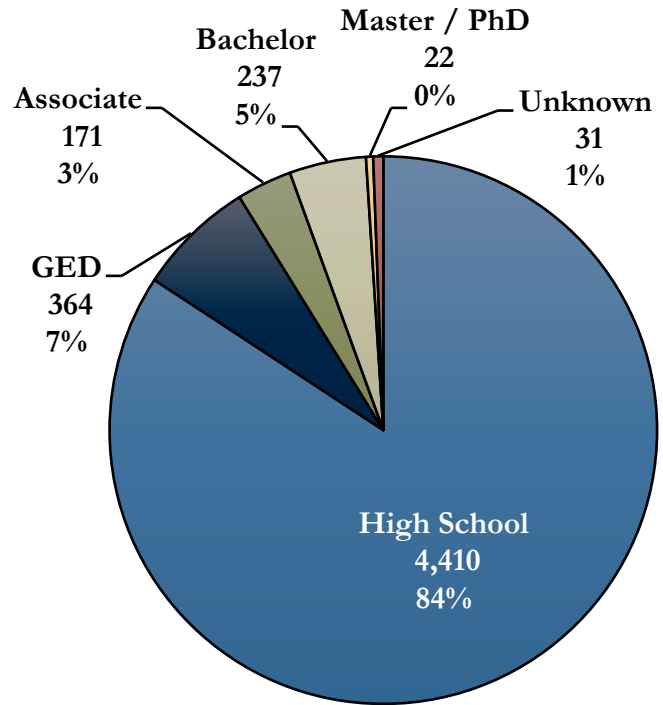
Student Ages

Fall 2015
(degree-seeking)



Prior Education

Fall 2015
(degree-seeking)



Gender, Income & First Generation Students

Fall 2015
(degree-seeking)

48%
MALE

52%
FEMALE

63%
are **FIRST**
GENERATION*

65%
LOW
INCOME**

71%
of first-time students
EARNED THEIR GED or
HIGH SCHOOL DIPLOMA
1 year prior

** Of the students who apply for FAFSA, 65% are eligible for federal Pell grants and are considered low-income.

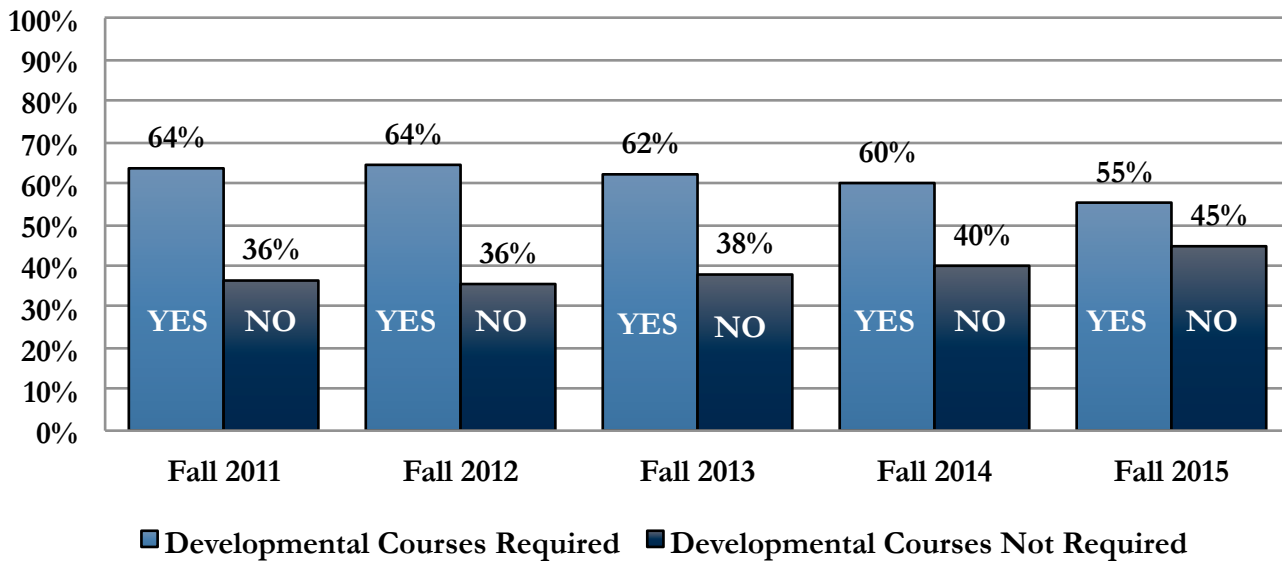
* First-generation students are defined as students whose parent(s) or legal guardian(s) have not completed bachelor's degrees.

Students Requiring Developmental Coursework

Fall 2011-Fall 2015

(degree-seeking students entering directly from a Maine high school)

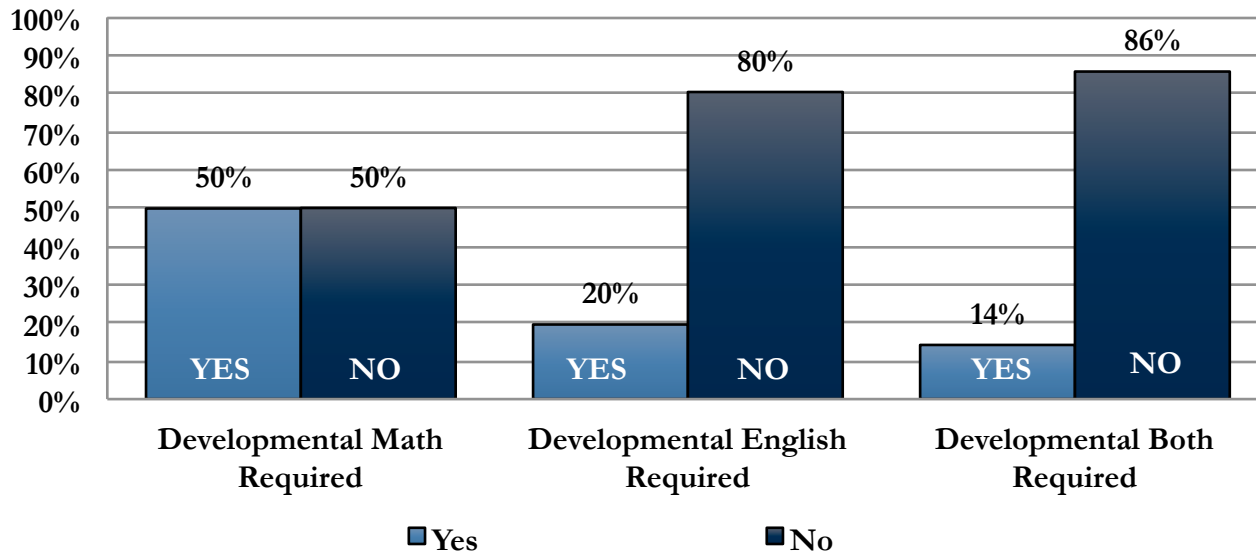
55%
 (413 of 747) of first-time students entering SMCC directly from a Maine high school in Fall 2015 required at least 1 developmental course.



Types of Developmental Courses Required


Fall 2015

(degree-seeking students entering directly from a Maine high school)



Section 2: Enrollment

Total Number of Students Served	pg. 7
Number of Students & FTEs Per Year.....	pg. 7
Number of Full-time & Part-time Students	pg. 8
Number of FTEs Served by Location	pg. 8
Students Taking Online Courses	pg. 8
Enrollment in Degree Programs: Degree Type.....	pg. 9
Enrollment in Degree Programs: Career/Trade vs. Liberal Studies	pg. 9
Enrollment by Major	pg. 10



ENROLLMENT

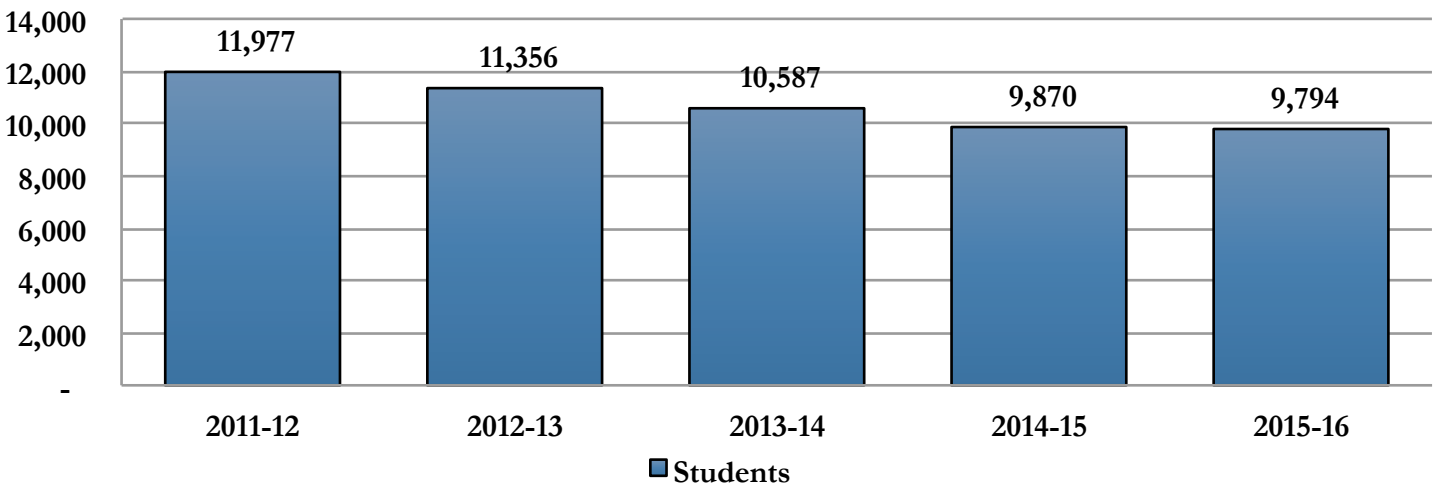
SMCC is Maine's largest community college with approximately 6,000 students taking classes in the Fall and nearly 10,000 students served annually at our campuses in South Portland and Brunswick, online and at satellite community centers across southern Maine. The data in this section looks at all credit students, unless otherwise noted.



Total Number of Students Served

2011/12-2015/16

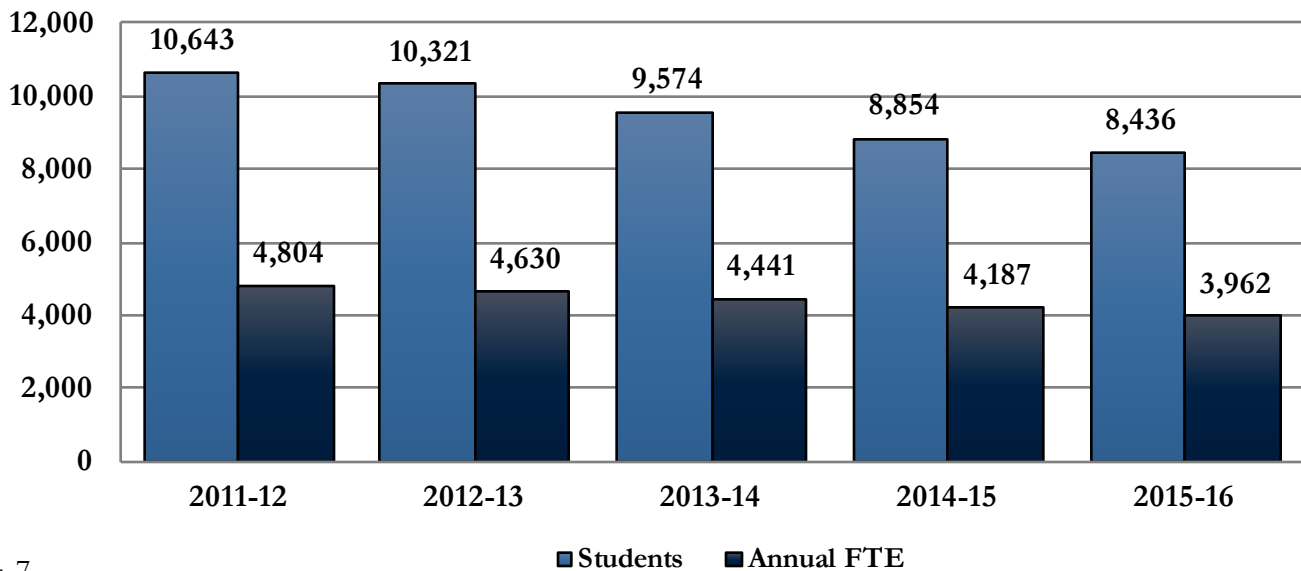
(credit & non-credit students)



Number of Students & FTEs* Per Year

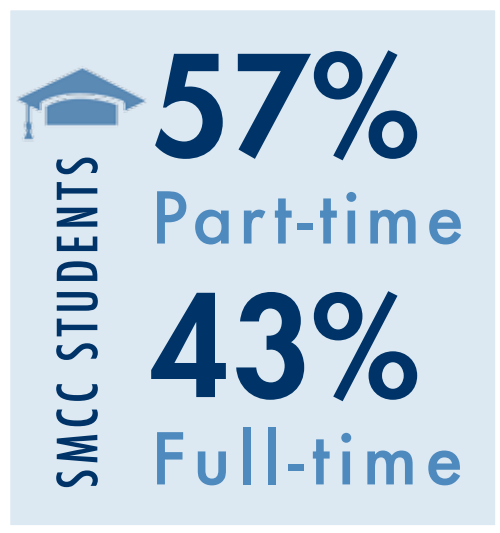
Fall 2011-Spring 2016

*Full-time Equivalent (FTEs) students is a metric for measuring credit enrollment. It is calculated by taking the total number of student credit hours and dividing by 15, which is an average full-time credit load.



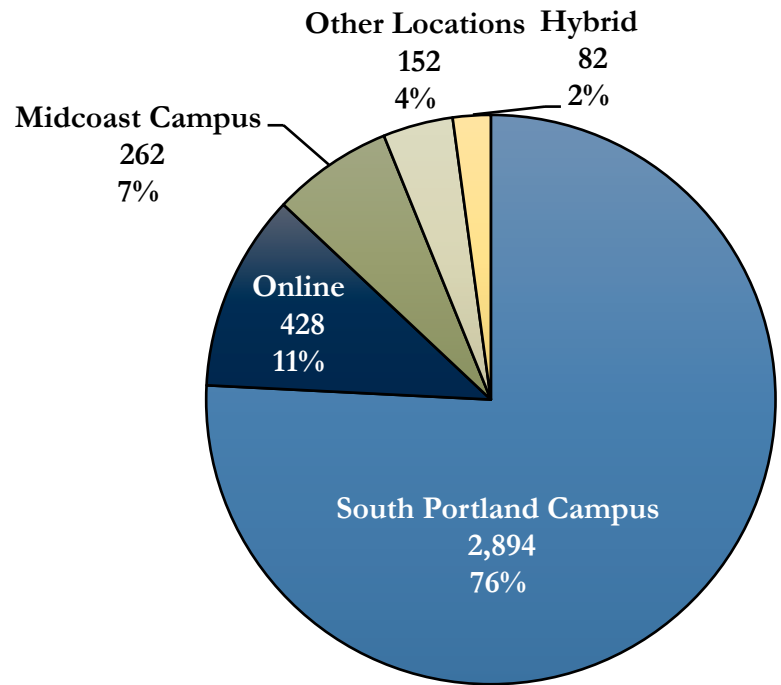
Number of Full-time & Part-time Students

Fall 2015



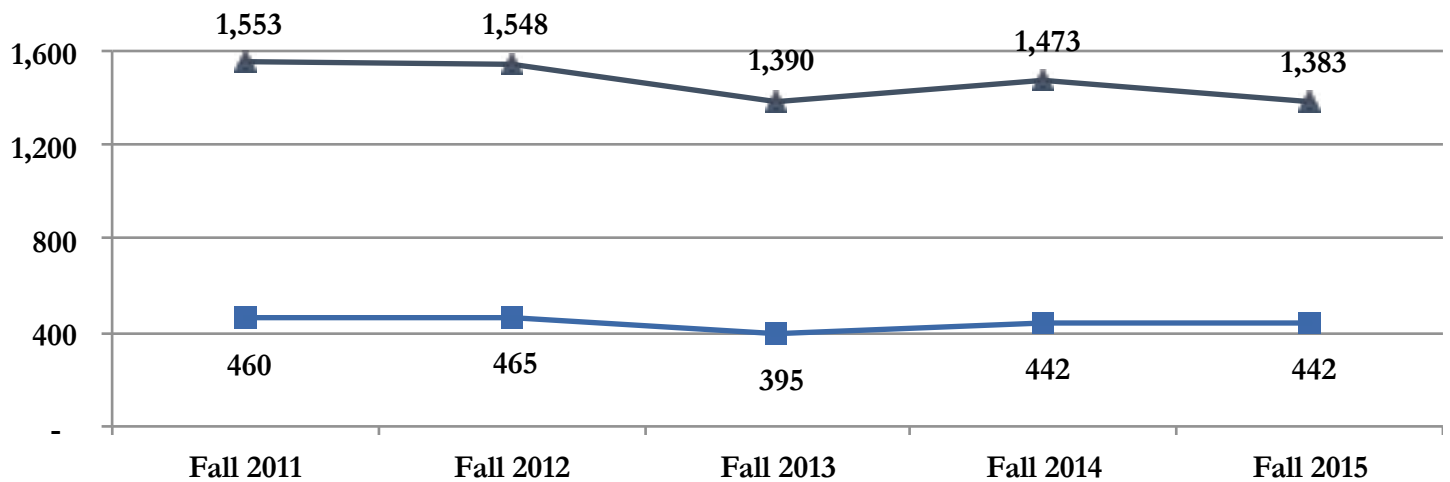
Number of FTEs Served By SMCC Location

Fall 2015



Students Taking Online Courses

Fall 2011-2015

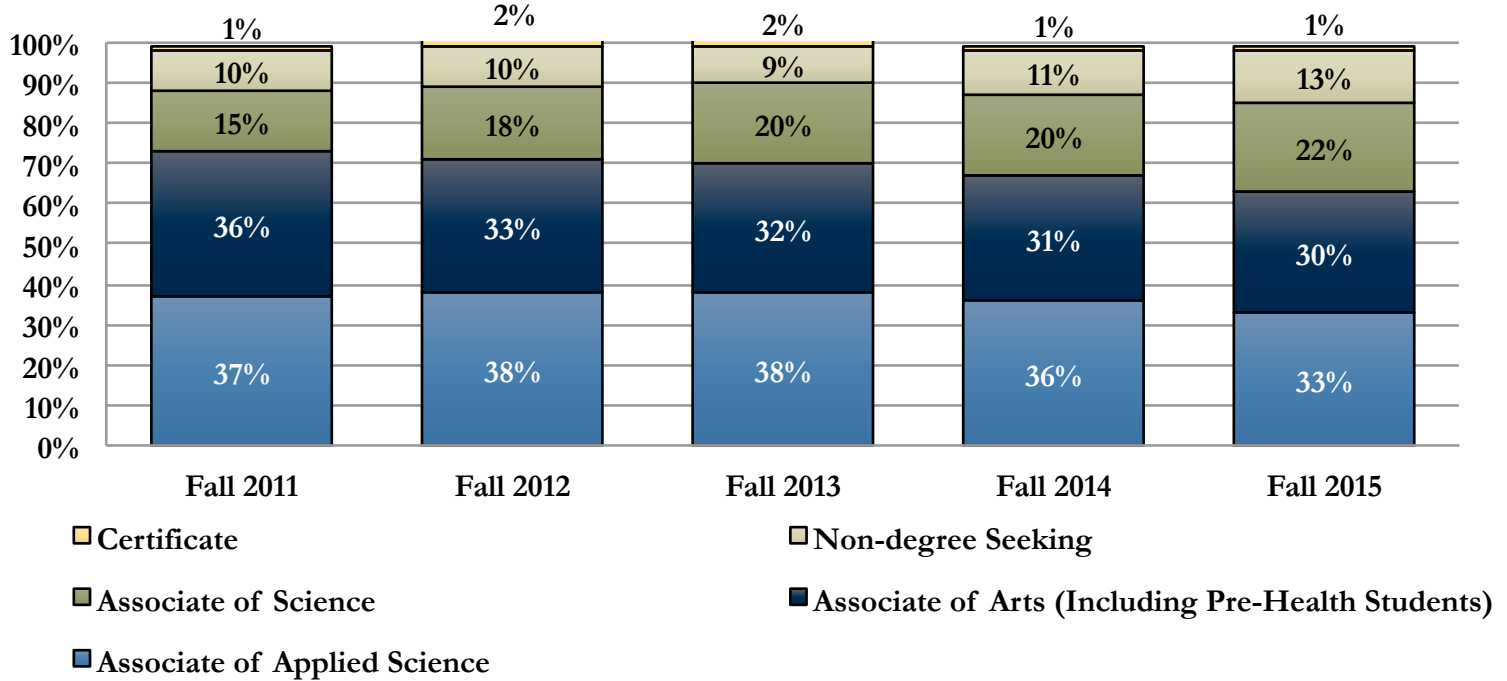


■ Students With All Online Courses ▲ Students with At Least One Online Course

Enrollment in Degree Programs:

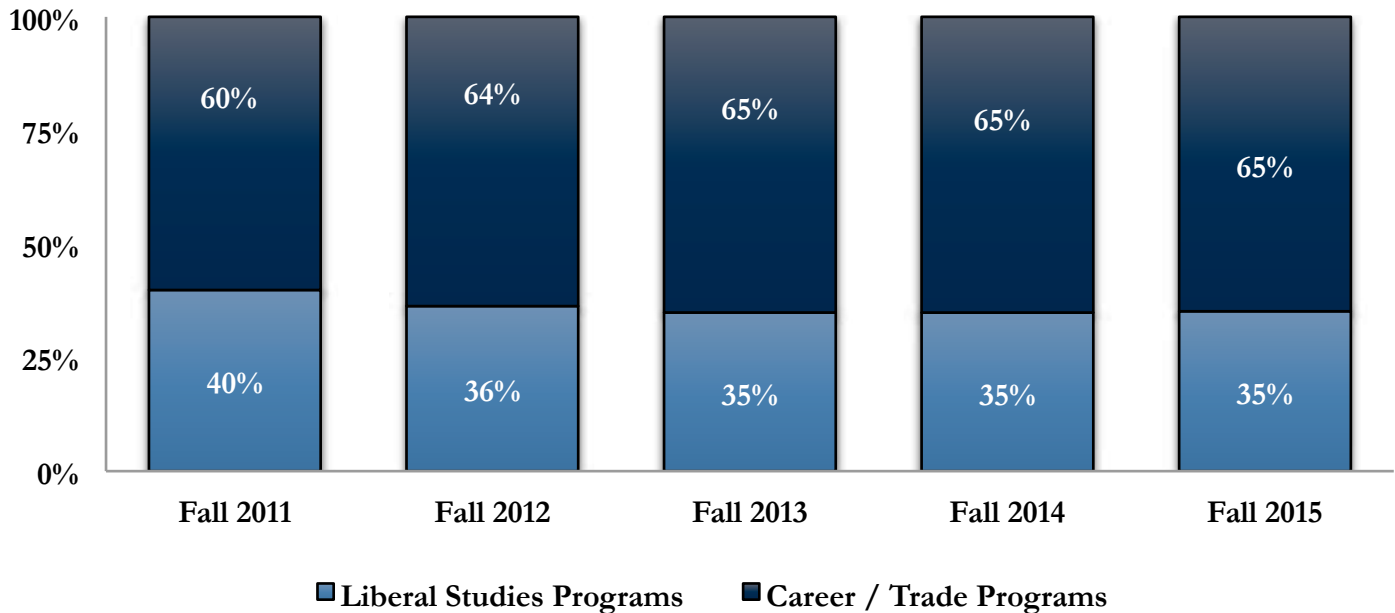
Degree Type

Fall 2011-Fall 2015



Enrollment in Degree Programs: Career/Trade vs. Liberal Studies

Fall 2011-Fall 2015



Enrollment by Major
Fall 2011-Fall 2015

SMCC OFFERS
OVER 45
DEGREE PROGRAMS

Program	Degree Type	Fall 2011	Fall 2012	Fall 2013	Fall 2014	Fall 2015
Architectural & Engineering Design	A.A.S	103	97	84	81	90
Automotive Technology	A.A.S	117	126	115	89	86
Behavioral Health Certificate	C	11	16	14	12	14
Biotechnology	A.S.	48	44	46	53	54
Building Science and Sustainability	C	2	4	10	4	5
Business Administration	A.S.	569	607	616	572	560
Cardiovascular Technology	A.S.	22	23	23	22	22
Communications & New Media	A.A.S	246	243	260	206	209
Composite Science & Manufacturing	A.A.S	11	14	22	26	31
Computer Information Security	A.A.S				7	38
Computer Science	A.S.		2	77	93	119
Computer Technology	A.A.S	278	260	218	216	120
Construction Technology	A.A.S	56	39	43	38	29
Criminal Justice	A.A.S	280	298	257	248	225
Culinary Arts	A.A.S	252	234	231	178	137
Dietetics & Nutrition	A.S.	100	113	122	117	100
Early Childhood Education	A.A.S	126	149	133	126	120
Early Childhood Education	C	11	4	6	5	3
Education	A.S.					67
Electrical Engineering Technologies	A.A.S	146	140	127	122	121
Electrician Technology Certificate	C	21	34	38	31	32
Emergency Medical Services/Paramedicine	A.A.S	45	43	45	50	46
Fire Science	A.A.S	147	125	114	127	121
Fire Science	C	3	2	2	1	1
General Studies - (pre-Health Program)	A.A.	857	767	666	570	603
General Technology	A.A.S					
Health Information Technology	A.A.S	2	32	38	23	7
Heating	C	2	4	2	5	2
Heating, Air Conditioning & Refrigeration	A.A.S	56	46	65	49	36
Heavy Equipment Operations	C.	10	8	12	16	14
Horticulture	A.A.S	70	82	66	89	71
Hospitality Management	A.A.S	69	65	67	72	52
Human Services	A.A.S	222	220	224	203	182
Information Technology	A.A.S					51
Liberal Studies	A.A.	1,608	1,439	1,414	1,368	1,239
Marine Design Certificate	C		3	2		2
Marine Science	A.S.	71	81	76	65	58
Medical Assisting	A.A.S	186	188	194	179	126
Multi-Axis Machining	C	4	7	1		
Nursing	A.S.	147	165	152	147	141
Plumbing	C.	7	10	19	9	12
Plumbing and Heating	A.A.S	55	38	44	40	45
Precision Machining & Manufacturing	A.A.S	94	109	118	85	54
Pre-Engineering	A.S.	9	68	103	127	113
Radiation Therapy	A.S.	13	10	8	6	3
Radiography	A.S.	40	35	34	33	32
Refrigeration and Air Conditioning	C	2	4	2	3	1
Residential Framing	C		2			1
Respiratory Therapy	A.S.	36	37	33	32	33
Surgical Technology	A.A.S	5	3	1	1	4
Trade & Tech Occupations	A.A.S	1	1			
Welding	C	22	31	13	6	2
Non-degree-seeking*		665	670	582	684	811
Totals:		6,847	6,742	6,539	6,236	6,045

* Historical numbers have been revised to exclude Maine Fire Service Institute credit students from these counts. Data including these students can be found in prior Factbooks.

A.A.S. = Associate in Applied Science
A.S. = Associate in Science
A.A. = Associate in Arts
C = Certificate

Section 3: Student Success

Fall to Spring Persistence Rates	pg. 12
Fall to Fall Persistence Rates	pg. 13
Student Grades	pg. 14
Transfer Rates	pg. 14
Transfer Agreements by Institution.....	pg. 15
Institutions to which SMCC Students Have Transferred.....	pg. 16
Graduation Rates.....	pg. 17
Overall Student Success Rates	pg. 17
Number of Graduates by Program	pg. 18



STUDENT SUCCESS

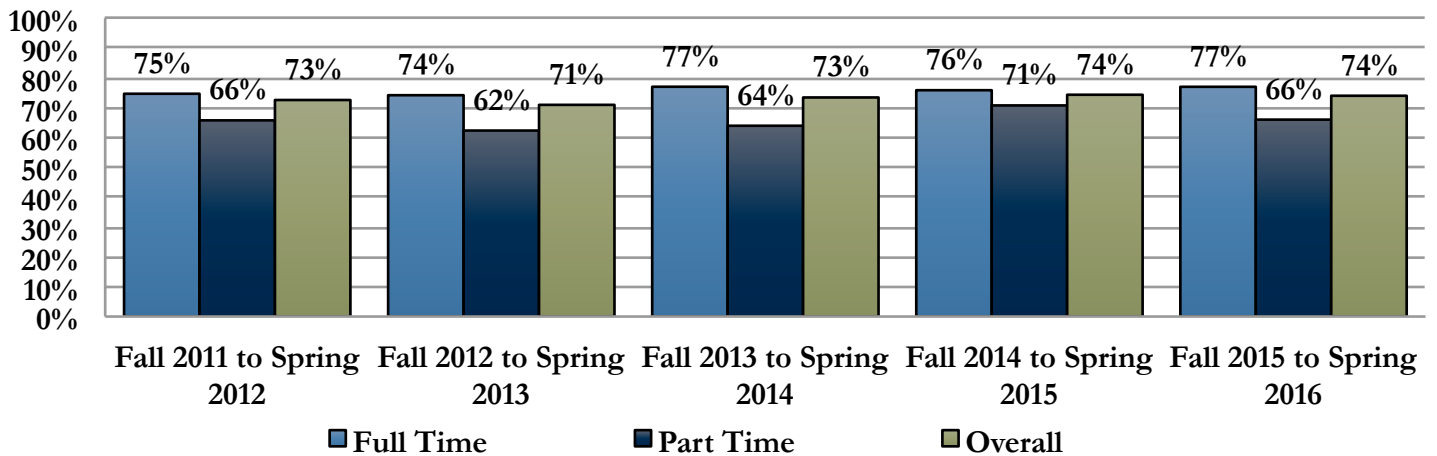
Student success is the No. 1 priority at SMCC. Ninety-four percent of SMCC graduates gain employment or continue their education within nine months of graduation, and students see a 73 percent increase in wages within a year of graduating. Through dozens of transfer agreements with colleges and universities in Maine, New England, and beyond, many students transfer to public or private institutions to continue their studies in baccalaureate programs.

SMCC GRADS

94%
gain employment or continue their education within 9 months of graduation (2014)

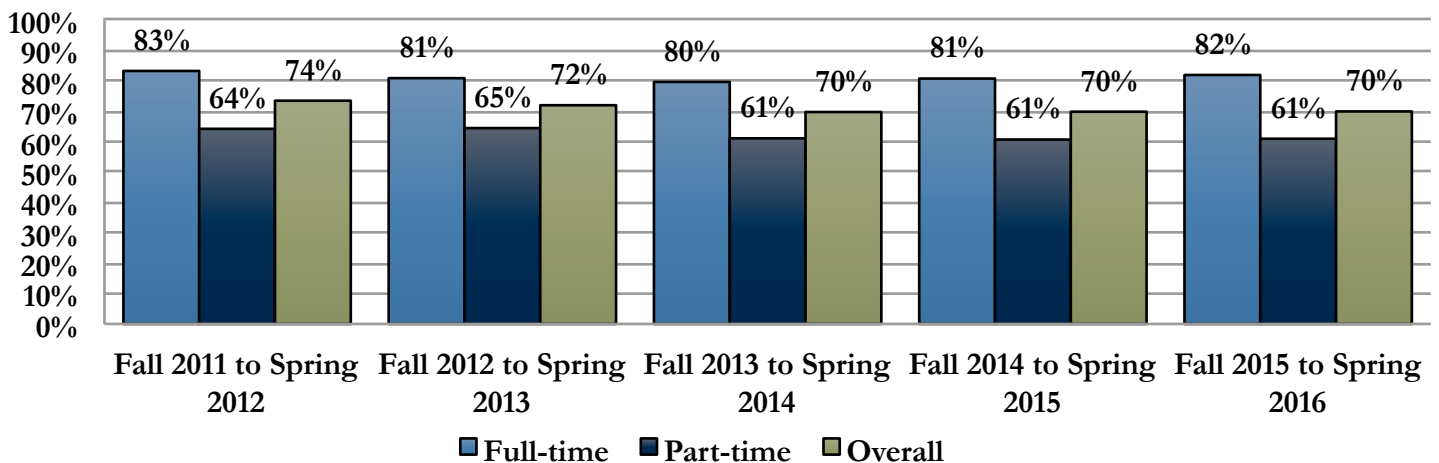
Fall to Spring Persistence Rates

Fall 2011-Spring 2016
(first-time students)



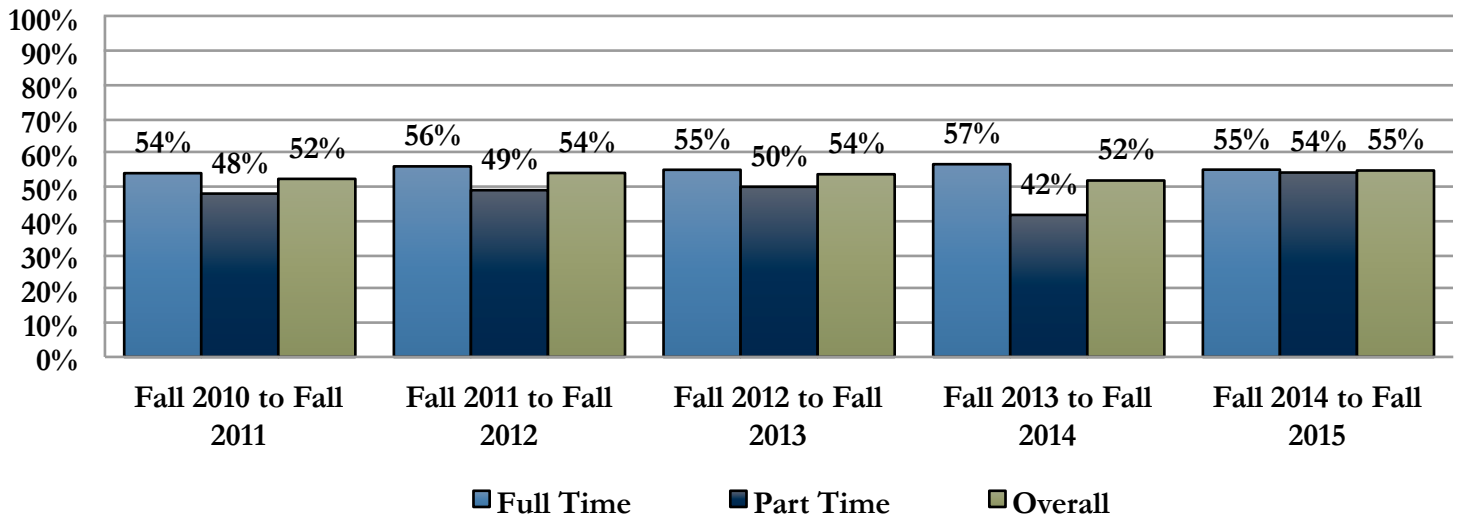
Fall to Spring Persistence Rates

Fall 2011-Spring 2016
(all students)



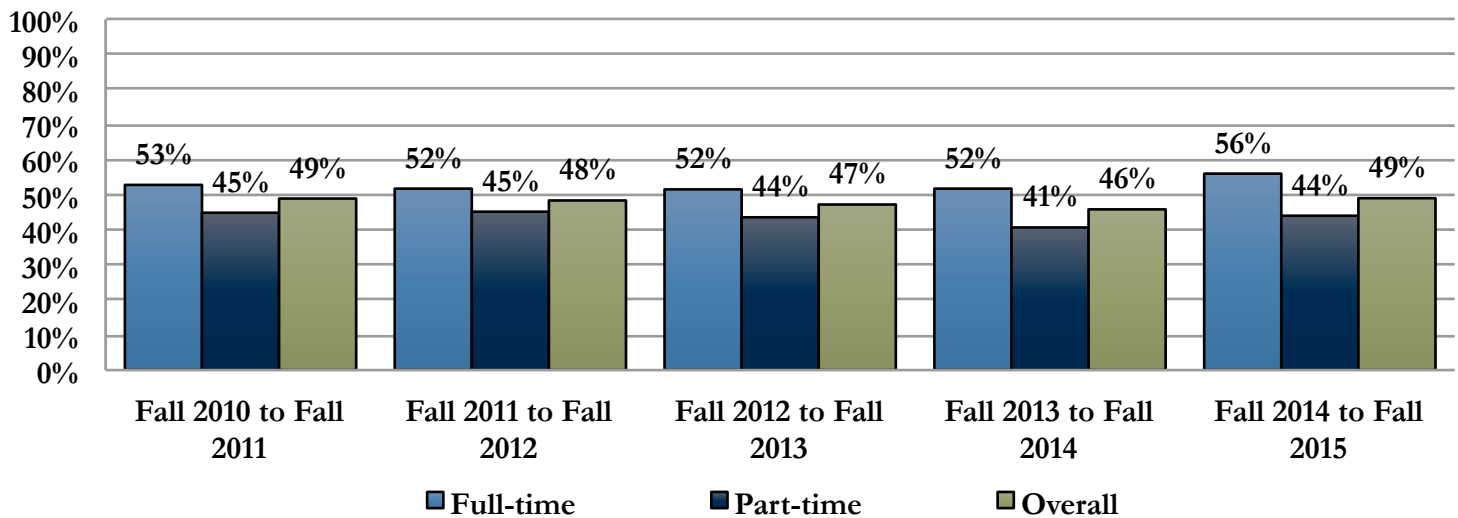
Fall to Fall Persistence Rates

Fall 2010 to Fall 2015
(first-time students)



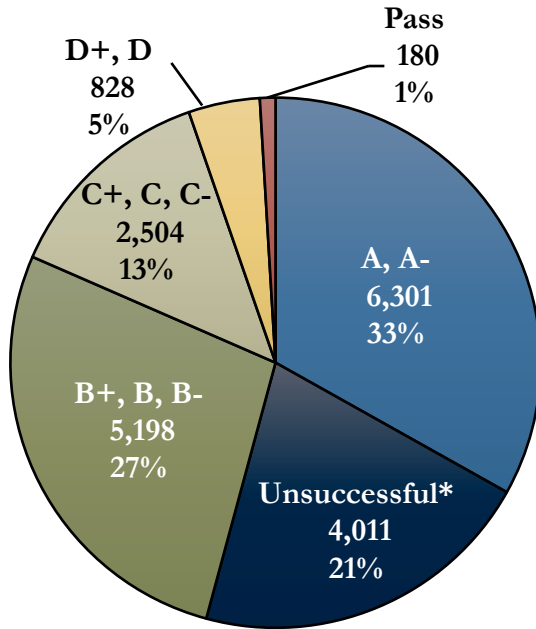
Fall to Fall Persistence Rates

Fall 2010-Fall 2015
(all students)



Student Grades

Fall 2015

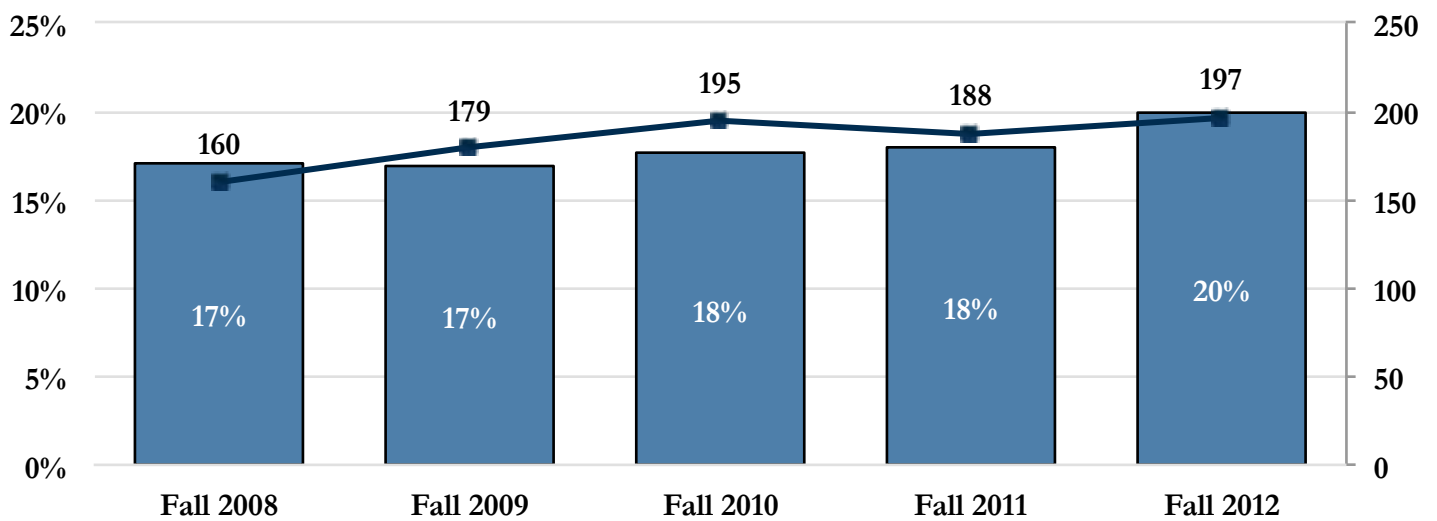


*Unsuccessful students include Withdrawals, F's, and AF's.



Transfer Rates

Entering Cohorts of Fall 2008-Fall 2012 (first-time, full-time students)



Transfer Out (Within 18 Months for a Certificate, 3 Years for an Associate)

Transfer Out Count

Transfer Agreements by Institution

Fall 2015*

B.A. = Bachelor of Arts
 B.S. = Bachelor of Science
 B.F.A. = Bachelor of Fine Arts
 B.S.G.S. = Bachelor of General Studies
 A.A.S. = Associate in Applied Science
 A.S. = Associate in Science
 A.A. = Associate in Arts

A **transfer agreement** is an official partnership between two institutions allowing students to seamlessly transfer credits earned at one college or university toward a program at another institution.

Benjamin Franklin Institute of Technology

- B.S. in Automotive Technology

Husson University

- B.S. Business Administration
- B.S. Computer Information Systems with Computer Technology
- B.S. Computer Information Systems with A.S. Computer Science
- B.S. Computer Science with A.A.S. in Computer Tech
- B.S. Criminal Justice
- B.S. Hospitality and Tourism Management
- B.S. Software Development with Computer Science
- B.S. Software Development with A.A.S. in Computer Technology
- B.S. Sport Management

Johnson & Wales University

- B.S. in Culinary Arts or Foodservice Management

Lesley University College of Art and Design

- B.F.A. degree program at LUCAD

Maine College of Art - MECA

- Bachelor of Fine Arts

Mount Holyoke College

- Program for non-traditional women

New England Culinary Institute

- B.A. in Hotel Restaurant Management or Culinary

New Hampshire Institute of Art

- B.F.A. in Fine Arts

Paul Smith's College

- C.A. and Service Management B.P.S.

Saint Joseph's College

- Bachelor of Fine Arts
- B.S. in Communications

Smith College

- Program for non-traditional women

Southern New Hampshire University

- Business
- B.A.S. in Hospitality Management
- B.S. Technical Management with A.A.S. in Fire Science
- B.S. in Technical Management with A.A.S. in Paramedicine

University of Maine Orono

- Early Childhood Education
- Biological Engineering
- Chemical Engineering
- Civil Engineering
- Computer Engineering
- Construction Management Technology
- Electrical Engineering
- Electrical Engineering Technology
- Engineering Physics
- Mechanical Engineering
- Mechanical Engineering Technology
- Survey Engineering Technology
- Electrical Engineering Technology

University of Maine at Augusta

- Business Administration
- B.S. in Public Administration with A.A.S. in Criminal Justice
- B.S. in Public Administration with A.A.S. in Behavioral Health & Human Services
- B.S. in Public Administration with A.A.S. in Fire Science
- B.S. in Public Administration with A.A.S. in Computer Technology

University of Maine at Farmington

- Special Education

University of Maine at Fort Kent

- B.S. in Nursing
- B.S. in Nursing 3+1

University of Maine at Machias

- B.S. Marine Biology

University of New England

- B.A. in English
- B.A. History
- B.A. in Liberal Studies
- B.A. Political Science
- B.A. in Psychology
- B.A. in Applied Exercise Science
- B.S. in Applied Mathematics
- B.S. in Business Administration
- B.S. in Dental Hygiene
- B.S. in Health, Wellness, And Occupational Studies

University of Southern Maine

- B.A. in Tourism and Hospitality
- B.S. in Technology Management Precision Manufacturing Concentration
- B.A. in Hospitality and Tourism - Cultural and Culinary Tourism Concentration
- B.A. in Environmental Planning & Policy (with A.A. in Liberal Studies/Science Concentration)
- B.A. in Environmental Planning & Policy (with A.S. in Horticulture)
- B.A. in History
- B.S. in Environmental Science (with A.A. in Liberal Studies / Science Concentration)
- B.S. in Environmental Science (with A.S. In Horticulture)
- B.S. in Environmental Studies
- B.A. in English
- B.A. in Political Science
- B.S. in Nursing

Wellesley College

- Program for non-traditional women

Wheelock College

- Early Childhood: Child Development Specialist

*Please note: Some agreements are in the process of renewal at this time.

Institutions to which SMCC Students Have Transferred

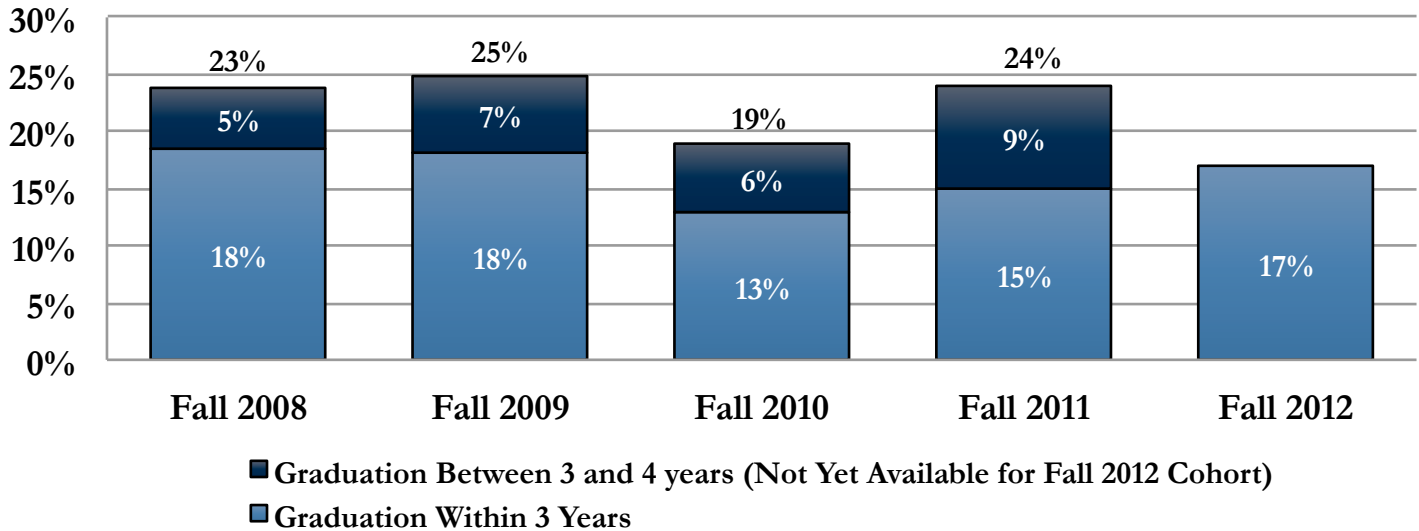
SMCC students have transferred to the seven schools in the University of Maine System as well as the institutions listed below.

- American University
- Arizona State University
- Bentley University
- Berklee College of Music
- Boston College
- Boston University
- Bowdoin College
- Brigham Young University
- Brown University
- Bryant University
- Carnegie Mellon University
- Champlain College
- Clemson University
- Culinary Institute of America
- Emerson College
- Florida Atlantic University
- Florida State University
- George Mason University
- Georgetown University
- Hampshire College
- Johns Hopkins University Arts, Sciences Engineering
- Johnson & Wales University
- Kent State University
- Loyola University Maryland
- Maine Maritime Academy
- Massachusetts College of Pharmacy
- Montana State University - Bozeman
- Montserrat College of Art
- Mount Holyoke College
- New England Culinary Institute
- New York University
- Northeastern University
- Norwich University
- Pennsylvania State University
- Ringling College of Art And Design
- Rochester Institute of Technology
- Roger Williams University
- Savannah College of Art And Design
- School of International Training
- Smith College
- Stanford University
- SUNY Fashion Institute of Technology
- Temple University
- Texas A&M University - Commerce
- Tufts University
- University of Alaska Anchorage
- University of Connecticut
- University of Hawaii At Manoa
- University of Massachusetts At Amherst
- University of North Carolina-Chapel Hill
- University of Oklahoma Health Sciences Center
- University of Pittsburgh
- University of Tampa
- University of Washington - Seattle
- Vassar College
- Worcester Polytechnic Institute
- Yale University



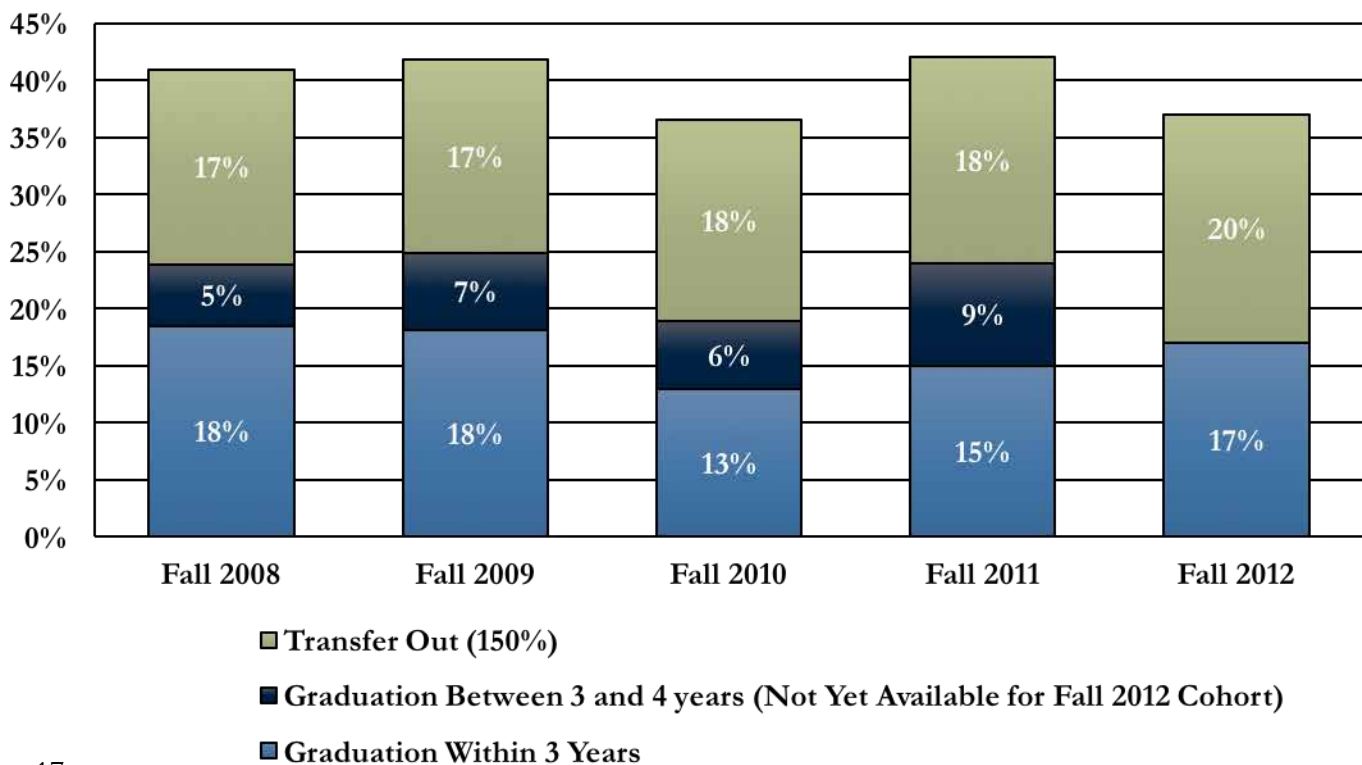
Graduation Rates

Entering Cohorts of Fall 2008-Fall 2012
(first-time, full-time students)



Overall Student Success Rates

Entering Cohorts of Fall 2008-Fall 2012
(first-time, full-time students)



Number of Graduates by Program 2011/12-2015/16

A.A.S. = Associate in Applied Science
A.S. = Associate in Science
A.A. = Associate in Arts
C = Certificate

Academic Program	Degree Type	2011-12	2012-13	2013-14	2014-15	2015-16	Total
Architectural & Engineering Design	A.A.S.	19	18	17	12	11	77
Automotive Technology	A.A.S.	10	16	26	14	8	74
Behavioral Health Certificate	C.	6	5	1	5	2	19
Biotechnology	A.S.	3	5	5	1	9	23
Building Science & Sustainability	C.	1	2	3	2	3	11
Business Administration	A.A.S.	14	7	1	1	1	24
	A.S.	77	104	117	99	102	499
Cardiovascular Technology	A.S.	14	7	12	9	9	51
Communications & New Media	A.A.S.	38	41	32	32	35	178
Composite Science & Manufacturing	A.A.S.		1	1	4	7	13
Computer Science	A.S.			1	8	11	20
Computer Technology	A.A.S.	34	41	24	24	37	160
Construction Technology	A.A.S.	11	10	5	9	7	42
Criminal Justice	A.A.S.	41	47	47	43	43	221
Culinary Arts	A.A.S.	26	39	37	30	23	155
Cyber Security	A.A.S.					2	2
Early Childhood Education	A.A.S.	18	27	20	20	17	102
	C.	4	2		2		8
Education	A.S.				2	12	14
Electrical Engineering Technologies	A.A.S.	28	24	19	23	14	108
Electrician Technology Certificate	C.	1	9	7	9	13	39
Emergency Medical Services/Paramedicine	A.A.S.	15	13	17	16	21	82
Fire Science	A.A.S.	29	26	22	24	26	127
Health Information Technology	A.A.S.		2	5	8	4	19
Heating	C.	1	1		1	5	8
Heating, Air Conditioning & Refrigeration	A.A.S.	16	6	16	9	15	62
Heavy Equipment Operations	C.	2		3	2	3	10
Horticulture	A.A.S.	9	10	8	17	12	56
Hospitality Management	A.A.S.	8	13	13	10	10	54
Human Services	A.A.S.	30	27	36	26	31	150
Industrial Electricity	A.A.S.	1					1
Liberal Studies	A.A.	187	177	148	181	181	874
Marine Design Certificate	C.		2			1	3
Marine Science	A.S.	5	12	6	9	11	43
Medical Assisting	A.A.S.	19	22	43	43	27	154
Nursing	A.S.	53	62	64	60	54	293
Nutrition & Dietetics	A.S.	17	13	16	18	19	83
Plumbing	C.	5	3	3	4	6	21
Plumbing and Heating	A.A.S.	6	6	6	2	2	22
Precision Machining & Manufacturing	A.A.S.	9	21	23	27	20	100
Pre-Engineering	A.S.			1	4	2	7
Radiation Therapy	A.S.	7		8		6	21
Radiography	A.S.	16	12	13	13	11	65
Refrigeration and Air Conditioning	C.	4	3		2	3	12
Residential Framing	C.	1	1	1	2	2	7
Respiratory Therapy	A.S.	11	17	12	13	13	66
Surgical Technology	A.A.S.	4	3		6	5	18
Welding	C.	4	5	6	5	2	22
Other	A.A.S.	1					1
	C.	1	1			1	3
	C.	1	1			1	3
Grand Total		806	863	845	851	859	4,224

Section 4: Academics & Offerings

SMCC Academic Divisions & Departments.....pg. 20
Academic Degree Programs Offeredpg. 21
Student Academic Services Offeredpg. 22
Student Life Services Offeredpg. 245



ACADEMICS & OFFERINGS

SMCC has more than 45 academic programs in trade and technical fields, as well as in the arts and sciences, that prepare students for careers or for transfer to colleges and universities to continue their education. We offer students hands-on learning led by faculty who work in their fields and have established partnerships with businesses and community leaders.



SMCC Academic Divisions & Departments 2015/16

All of SMCC's degree programs and departments are organized into 5 major divisions.

APPLIED TECHNOLOGY	ARTS & SCIENCES	BUSINESS & INFORMATION TECHNOLOGY	HEALTH SCIENCES	PUBLIC SAFETY
<ul style="list-style-type: none"> Architectural & Engineering Design Automotive Technology Composite Science & Manufacturing Construction Technology Electrical Engineering & Computer Sciences Heating, Air Conditioning, Refrigeration & Plumbing Horticulture Precision Machining & Manufacturing 	<ul style="list-style-type: none"> Biological Sciences Education Behavioral Health & Human Services English Fine Arts Mathematics Physical Sciences Social Sciences 	<ul style="list-style-type: none"> Business Administration Communications & New Media Culinary Arts Information Technology Hospitality Management 	<ul style="list-style-type: none"> Cardiovascular Technology Emergency Medical Services Medical Assisting Nursing Nutrition & Dietetics Radiography Respiratory Therapy Surgical Technology 	<ul style="list-style-type: none"> Criminal Justice Emergency Medical Services Fire Science Maine Fire Service Institute

Academic Degree Programs Offered

2015/16

A.A.S. = Associate in Applied Science

A.S. = Associate in Science

A.A. = Associate in Arts

C = Certificate

Academic Program	A.A.S.	A.S.	A.A.	C
Applied Technology				
Architectural & Engineering Design	•			•
Automotive Technology	•			
Building Science and Sustainability				•
Composite Science & Manufacturing	•			
Computer Science		•		
Construction Technology	•			•
Cyber Security	•			
Electrical Engineering Technologies	•			•
General Technology	•			
Heating, Air Conditioning, Refrigeration & Plumbing	•			•
Heavy Equipment Operations				•
Horticulture	•			
Precision Machining & Manufacturing	•			
Pre-Engineering		•		
Trade & Technical Occupations	•			
Arts & Sciences				
Behavioral Health & Human Services	•			•
Biotechnology		•		
Computer Science		•		
Early Childhood Education	•			•
Education		•		
Liberal Studies			•	
Marine Science		•		
Business & Information Technology				
Business Administration		•		
Communications & New Media	•			
Culinary Arts	•			
Hospitality Management	•			
Information Technology	•			
Health Sciences				
Cardiovascular Technology		•		
Medical Assisting	•			
Nursing		•		
Nutrition & Dietetics		•		
Radiography		•		
Respiratory Therapy		•		
Surgical Technology	•			
Public Safety				
Criminal Justice	•			
Fire Science Technology	•			•
Paramedicine	•			

Student Academic Services Offered

2015/16

ADVISING

Incoming students are required to attend a group New Student Orientation & Advising session to plan and prepare for their first semester. Once students are registered for their first semester they are assigned a faculty advisor to discuss course selection and degree requirements. Students are also able to access walk-in advising services with staff through the Advising Office.

CAREER & TRANSFER SERVICES

The Office of Career and Transfer Services provides assistance to SMCC students regarding their plans for life after graduation, including support for their employment searches and their plans for further higher education. The support provided is personal, instructive and makes use of up-to-date technologies, information and resources.

COMPUTER RESOURCES

Students have access to over 700 computers including open student labs located in the Learning Commons and the Ross Technology Center.

COUNSELING SERVICES

SMCC recognizes the importance of personal counseling to assist students in balancing their academic needs with problems or concerns of a personal, family-related or job-related nature. An on-campus licensed counselor provides short-term counseling services to students free of charge. Confidentiality is maintained throughout the process, and referrals for other community services are provided as needed. The support provided is personal, instructive and makes use of up-to-date technologies, information and resources.

DISABILITY SERVICES

SMCC is committed to helping qualified students with disabilities achieve their individual educational goals. Upon request and verification of the disability, the College will provide service coordination and reasonable accommodations to remediate the competitive disadvantage that a disability can create in the educational setting.


FINANCIAL AID

SMCC is committed to helping our students and families with finding affordable ways to finance their college education. All students are encouraged to apply for financial aid. Many of our students receive assistance in the form of grants and scholarships, loans and employment opportunities.

In 2015-2016:

\$25.8
MILLION
IN FINANCIAL
AID awarded

4,155
students
RECEIVED AID



AVERAGE
AWARD
\$6,045
per student

Student Academic Services Offered 2015/16

LEARNING COMMONS

The Learning Commons at SMCC integrates the Library, Tutoring and the Writing Center in an active learning space. It offers students the resources and expertise they need to enhance their learning outside of the classroom to reach their academic goals.

The Library

The Library provides students with a strong and evolving collection of on-site books and periodicals, online access to the collections of libraries throughout the state of Maine, and a growing collection of electronic books, encyclopedias, journals, magazines, and newspapers.

Tutoring & The Writing Center

Tutoring Services provide professional and peer tutoring in math, chemistry, physics, writing, English, computer applications, autoCAD, and other subjects. Tutoring also offers assistance with test taking, study skills and other academic success strategies. The Writing Center offers one-on-one writing assistance, drop-in workshops, online paper reviewing, citation guides and additional resources.

WISH Workshops

Workshops In Studying Here (WISH) is a series of three one-hour workshops on college study and success skills. The aim of the workshops is to give students some practical steps they can take to succeed in college.

Library Instruction	Fall 2015	Spring 2016
Class Sessions	80	52
Total Student Attendance	1,254	834
Hours of Operation (Per Week)	65	61

Library Usage	Fall 2015	Spring 2016
People in Library	81,836	68,965
Materials Checked Out at the Circulation Desk	11,833	10,820
Reference Queries	768	712
Interlibrary Loan Activity	1,892	1,814

MY MAINE GUIDE

My Maine Guide is an online guide full of great resources for students to help them be successful. The guide has 6 sections including My Degree, My Courses, My Career & Transfer, My Money, My Learning, and My Student Life.



	<ul style="list-style-type: none"> • Run your degree audit • Get advising help • View graduation information 		<ul style="list-style-type: none"> • Pay your student bill • Check your financial aid • Manage your finances
	<ul style="list-style-type: none"> • Manage your schedule • Access online learning • View cancelled classes 		<ul style="list-style-type: none"> • Get free tutoring & writing help • Use library resources • Get counseling or disability support
	<ul style="list-style-type: none"> • Explore careers • Build your resume • Get career & transfer help 		<ul style="list-style-type: none"> • Join clubs & activities • Get residence life info • Enjoy athletics & fitness

SALT

SALT is a free resource for SMCC students that gives them access to tools to empower them to successfully manage their finances. SALT helps students keep track of their student loans, get loan advice from expert counselors, search for scholarships, learn how to save money wisely, and more.

Student Life Services Offered

2015/16

ATHLETICS

SMCC's eight sports teams are members of the United States Collegiate Athletic Association (USCAA) and the Yankee Small College Conference (YSCC), the New England regional league of the USCAA.

SMCC SeaWolves Athletics Teams:

Men's

- Baseball
- Basketball
- Soccer

Women's

- Softball
- Basketball
- Soccer

Co-Ed

- Golf



CENTER FOR STUDENT INVOLVEMENT & LEADERSHIP (CeSIL)

SMCC strives to keep students engaged inside and outside the classroom to help them grow, build connections, and develop lifelong friends and mentors. CeSIL is the student connection to student organizations, campus activities, community service and leadership opportunities.

- Alpha Omega
- Intersity Christian Fellowship
- AMC -The Computer Science Club
- Maine Mayhem Film Festival Club
- Anime Club
- Midcoast Club
- Art Club
- Multicultural Club
- Beacon Student Newspaper
- The Boofing Club
- The Bridge
- Nursing Club
- Business Club
- Phi Theta Kappa
- Chorus
- Cosplay Club
- SMCC Human Services Volunteer Society
- Student Senate
- Fire Science Student Association
- Sustainability and Green Building
- Gaming Club
- Theatre Club
- Community Garden Club
- Veterans Club
- Gay Straight Trans Alliance
- WRIT Literary Magazine

FITNESS CENTER AND RECREATION

The College maintains a Fitness Center in the Hutchinson Union Building (HUB) with a full assortment of exercise and weight training equipment. The HUB also offers recreational, wellness and intramural programs.

HOUSING

SMCC offers a unique opportunity for its students to live on campus. Living on campus adds to their overall experience and presents further opportunities to form lasting friendships. SMCC has two residence halls on its South Portland Campus: Spring Point Hall and Surfside Hall and one residence hall on its Midcoast Campus in Brunswick: Orion Hall.



Section 5: Non-Credit Enrollment

Non-credit Enrollment & Registrations	pg. 26
Continuing Studies Enrollment & Registrations.....	pg. 26
Contract Training Enrollment & Registrations	pg. 27
Maine Fire Service Institute Enrollment & Registrations	pg. 27
Companies for which SMCC Provided Workforce Training	pg. 28



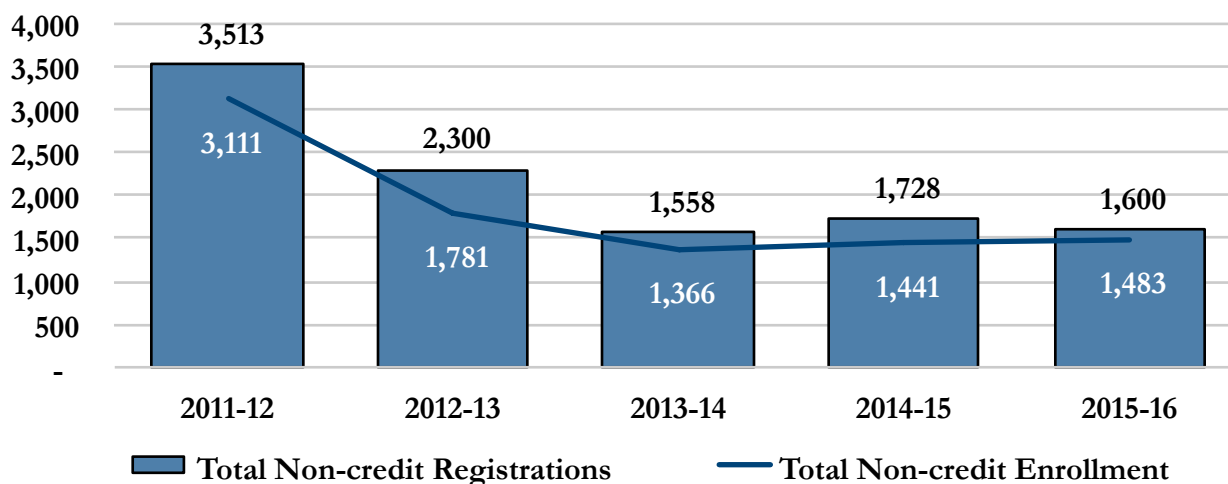
NON-CREDIT OFFERINGS

In addition to our credit courses and programs, SMCC has a variety of non-credit offerings to support workforce training, professional skill building, and personal enrichment. SMCC serves thousands of people each year through our Continuing Studies courses, contract training with employers, and the Maine Fire Service Institute.



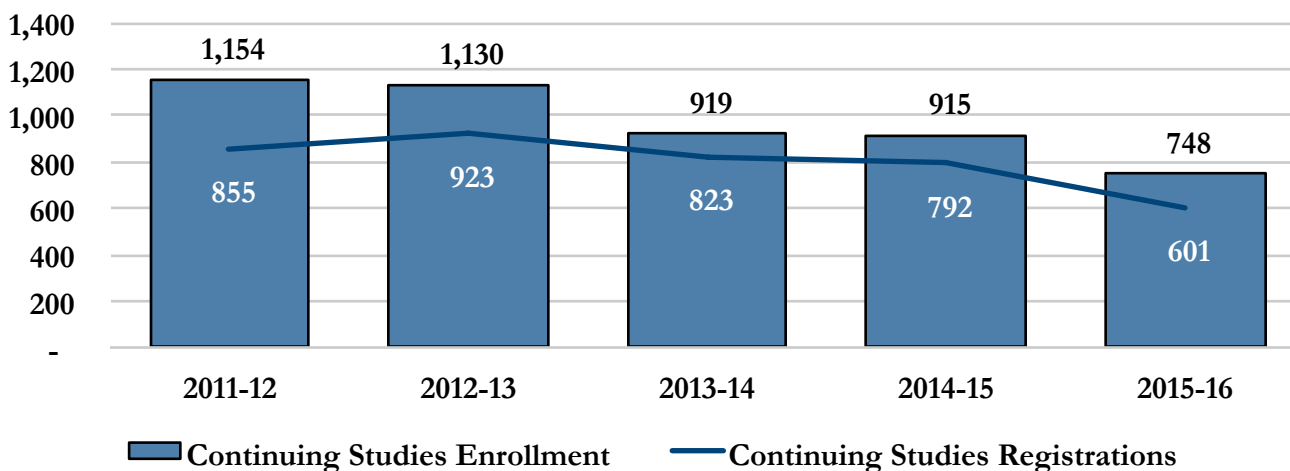
All Non-credit Enrollment & Registrations

2011/12-2015/16



Continuing Studies Enrollment & Registrations

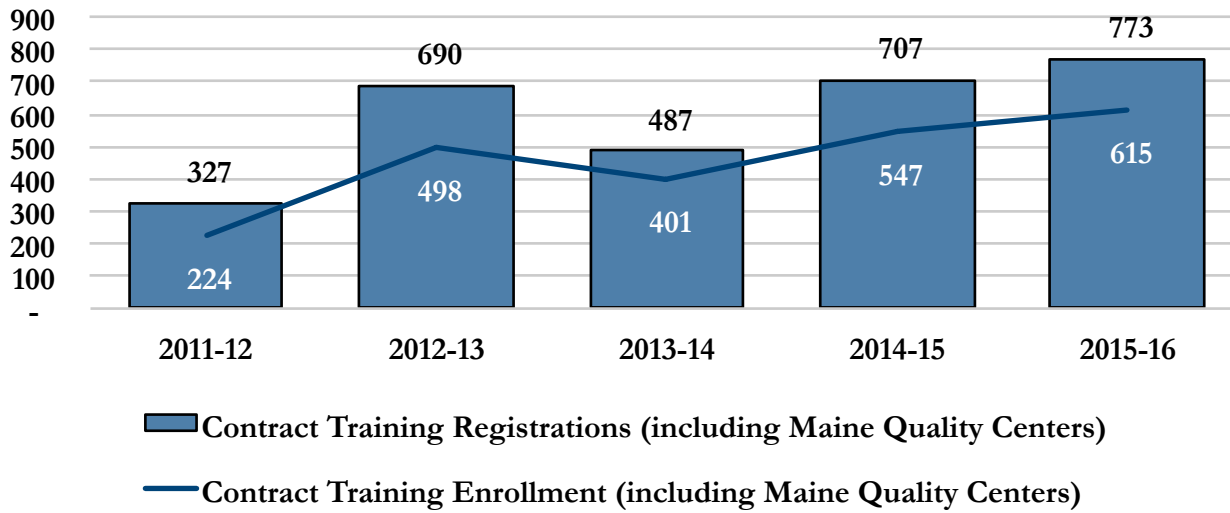
2011/12-2015/16



Contract Training Enrollment & Registrations

2011/12-2015/16

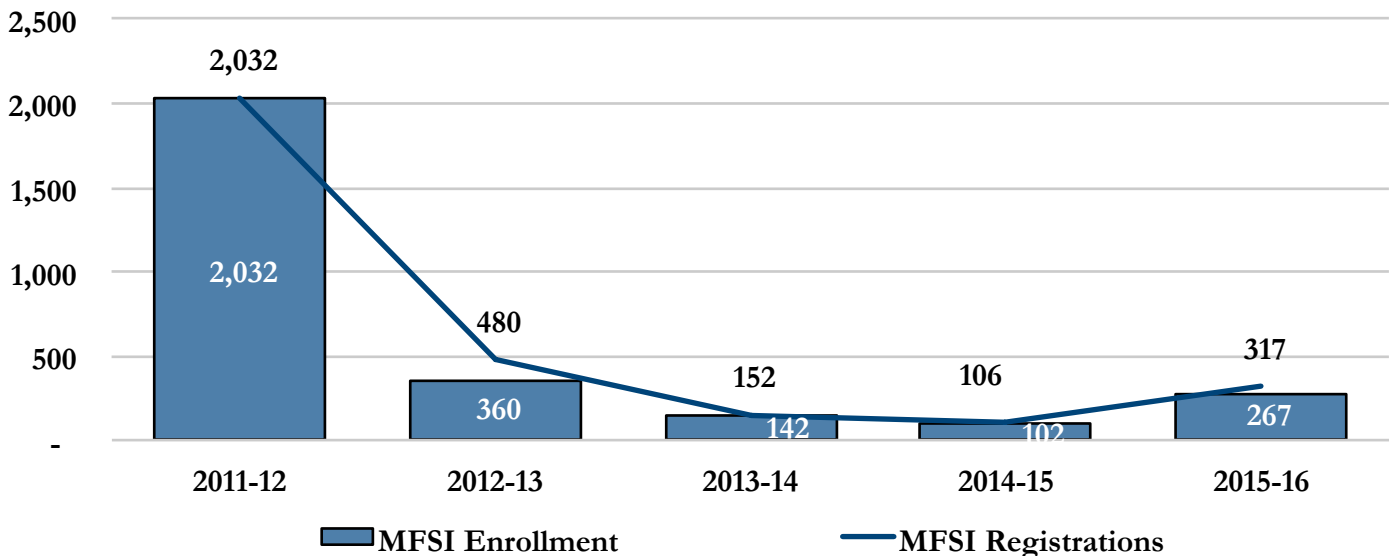
SMCC Contract Training offers business training services to support workforce development.



Maine Fire Service Institute Enrollment & Registrations

2011/12-2015/16

The Maine Fire Service Institute (MFSI) is a department within Southern Maine Community College whose mission to assist in the development of skills and abilities in support of Maine's Fire service at the local, regional, and state level in collaboration with the fire chiefs of Maine.



Companies for which SMCC Provided Workforce Training 2015/16

- Advance Pierre
- American Public Workers Association (APWA) of Maine
- American Steel
- ARWO Learning Center
- Aspire
- Augusta Housing
- Augusta Schools
- Auto Europe
- Avesta Housing
- Bath Iron Works
- Brunswick Schools
- Bureau of Rehab
- Buxton Fire
- Cape Schools
- Cape Seafood
- Career Centers
- Casco Systems
- Catholic Charities
- City of Portland
- City of South Portland
- Central Maine Power
- Credere Associates, LLC
- Custom Composites
- Dr Richard Short - The Classic Smile
- Dunes on the Waterfront
- Final Draft CAD
- General Dynamics
- Goodwill of Northern New England
- Johnson & Jordan Mechanical
- Jotul
- LAI International
- Maine Access Immigrant Network
- Maine Health
- Maine Housing
- Martin's Point Health Care
- McCrea
- Maine Department of Transportation
- Medley Properties
- Maine Manufacturing Extension Partnership
- Molnlycke
- Moody's Collision Centers
- MSAD 51
- MSAD 57
- MSAD 61
- New Fab
- Nonantum Resort
- Portland Adult Education
- Portland Fire Fighters
- Portland Housing Authority
- Portland Schools
- Pratt Abbott
- Residential Mortgage Services
- RollEase
- RSU 13
- RSU 14
- RSU 25
- Seabreeze Property Services



Section 6: Employees

Organizational Chart pg. 30
Educational Attainment of Full-time Faculty..... pg. 31
Employee Status pg. 31
Gender..... pg. 31
Race pg. 32

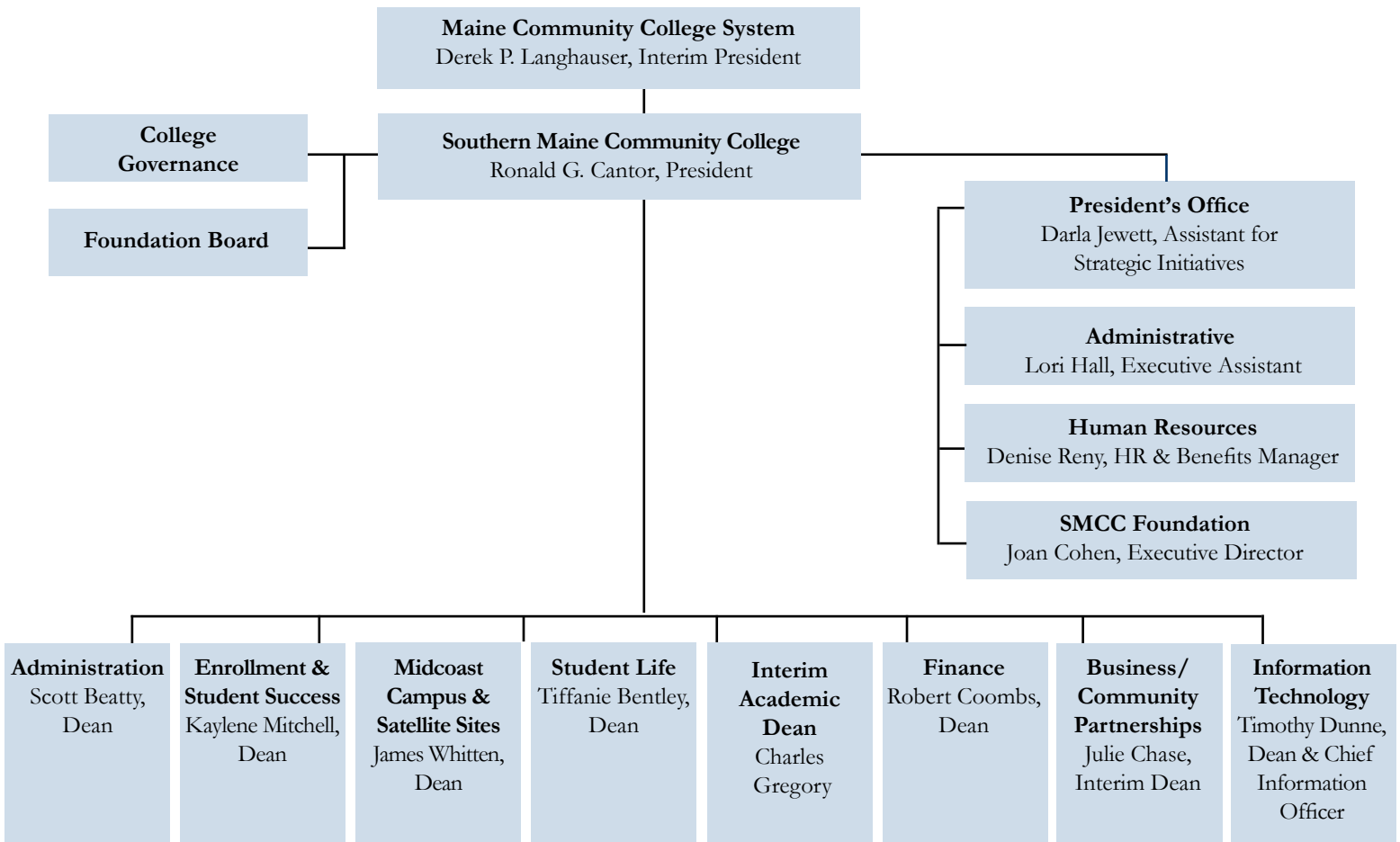


EMPLOYEES

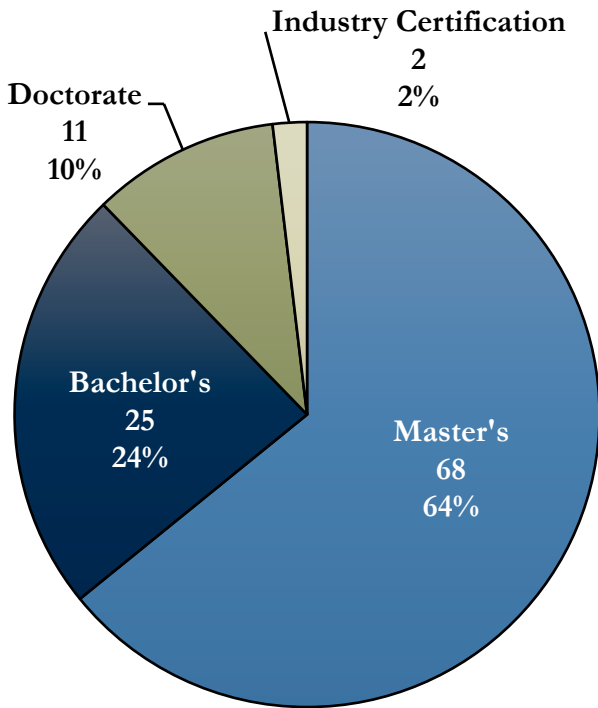
SMCC is more than an educational institution; we're a major employer with more than 600 employees. We have more than 450 full-time and adjunct faculty and nearly 150 staff. Our faculty have extensive work experience in their fields and are closely connected to business and the community.



Organizational Chart Fall 2015



Educational Attainment of Full-time Faculty Fall 2015

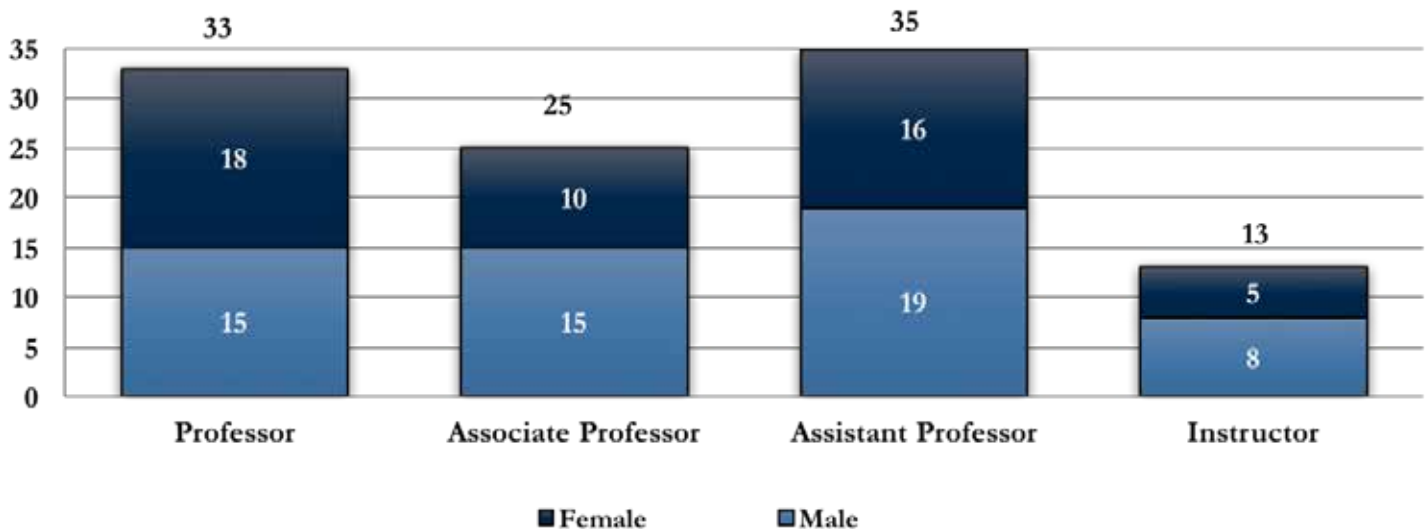


Employee Status Fall 2015

Employee Status	Full-time	Part-time	Total
Executive Staff	9		9
Management Team	12	1	13
Faculty	106		106
Adjunct Faculty		334	334
Staff	135	28	163
Totals:	262	363	625

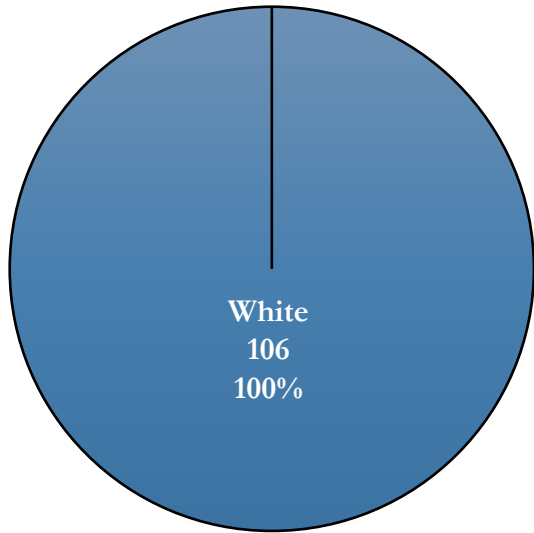


Rank and Gender of Full-time Faculty Fall 2015



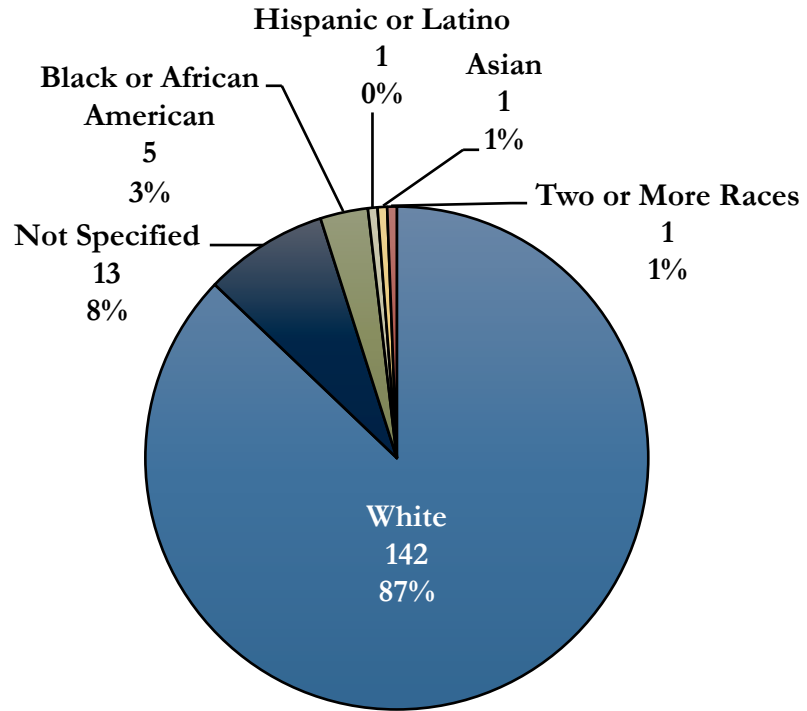
Full-time Faculty Race

Fall 2015



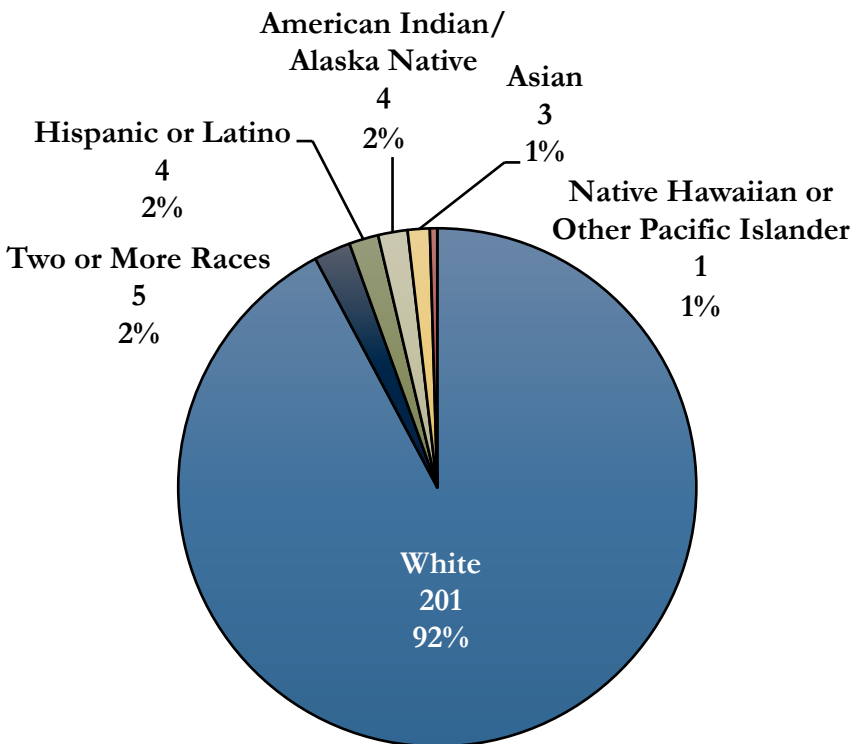
Staff Race

Fall 2015



Adjunct Faculty Race

Fall 2015



Section 7: Finances

Revenues by Year	pg. 34
Revenues by Category	pg. 34
Revenues - State Appropriations & Net Tuition & Fees in Millions.....	pg. 35
Tuition in Real Dollars	pg. 35
Financial Aid	pg. 36
Student Costs	pg. 37



FINANCES

The bulk of SMCC’s revenues comes from state appropriations and tuition & fees, with additional funding coming from grants, contracts and other sources. State appropriations have remained relatively flat in recent years, while revenues from tuition & fees have declined. In real dollars, SMCC’s tuition has gone down.

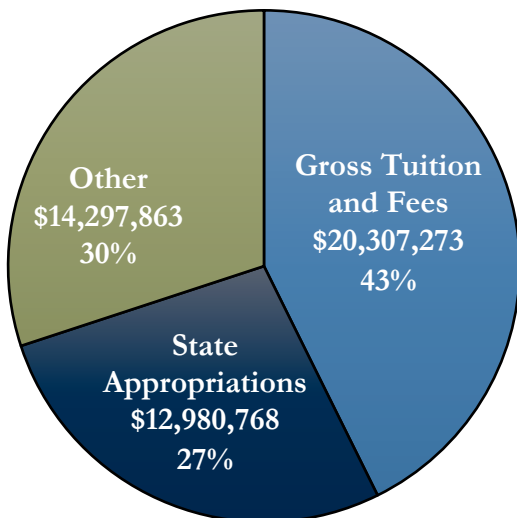


Revenues by Year FY 2011-FY 2015

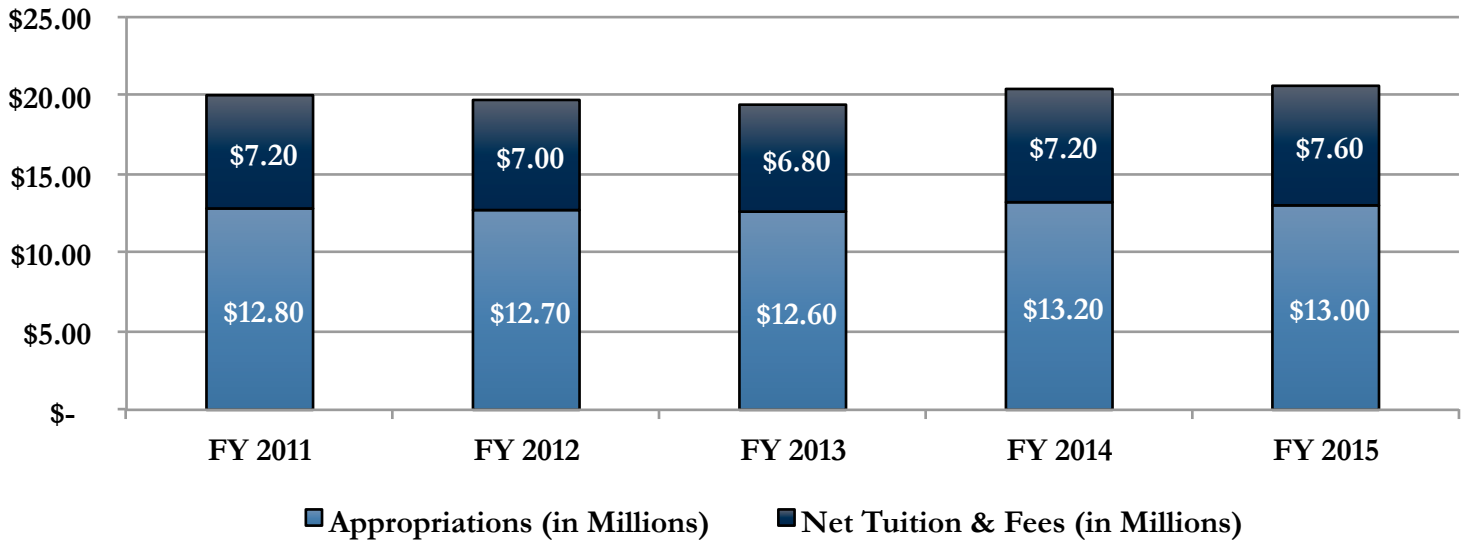
Please note: FY 2016 data will be available in the online version of this publication after 9/1/2016.

	FY 2011	FY 2012	FY 2013	FY 2014	FY 2015
Gross Tuition and Fees	\$20,307,756	\$21,208,068	\$20,642,665	\$20,829,338	\$20,307,273
Less: Discounts and Allowances	(\$13,119,707)	(\$14,220,972)	(\$13,838,130)	(\$13,667,728)	(\$12,697,350)
Net Tuition & Fees	\$7,188,049	\$6,987,096	\$6,804,535	\$7,161,610	\$7,609,923
State Appropriations	\$12,776,263	\$12,718,031	\$12,607,538	\$13,160,805	\$12,980,768
Federal Grants and Contracts	\$14,387,785	\$14,629,870	\$13,719,516	\$14,136,431	\$14,742,687
State Grants and Contracts	\$2,096,950	\$2,458,407	\$2,545,252	\$2,556,341	\$2,416,670
Private Grants and Contracts	\$141,875	\$230,007	\$325,867	\$275,317	\$521,813
Auxiliary Enterprises	\$2,461,851	\$2,826,712	\$2,836,390	\$2,566,404	\$2,442,145
Other Sources	\$1,550,602	\$4,468,821	\$1,924,218	\$3,941,397	\$6,871,898
Midcoast Acquisition		\$15,000,000			
Total Revenue	\$40,603,375	\$59,318,944	\$40,763,316	\$43,798,306	\$47,585,904

Revenues by Category FY 2015

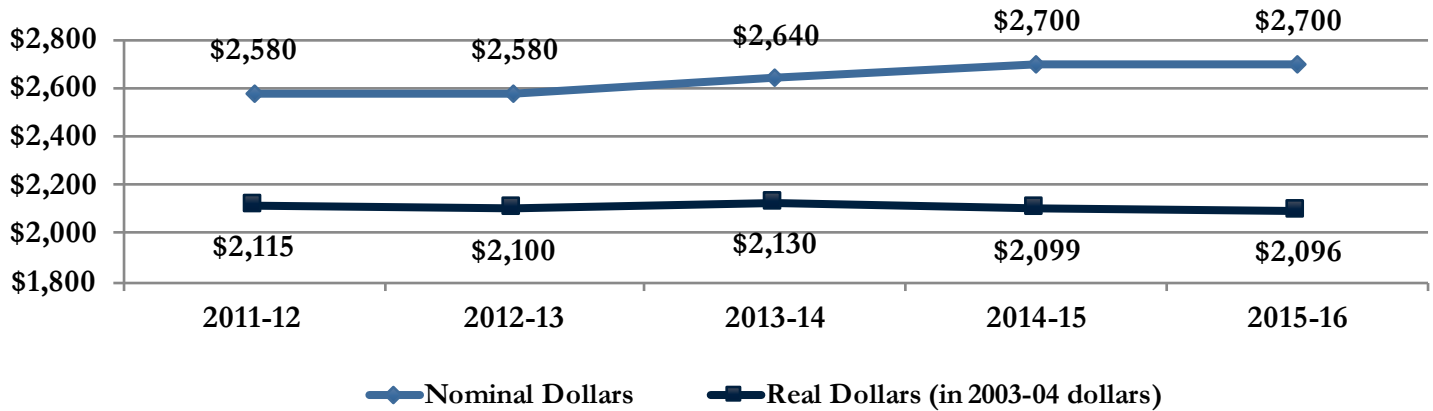


Revenues - State Appropriations & Net Tuition & Fees in Millions FY 2011-FY 2015



Tuition in Real Dollars 2011/12-2015/16

Nominal dollars are dollars that are unadjusted for inflation, while real dollars are dollars that have been adjusted for inflation.



Financial Aid

2011/12-2015/16

Summary	2011/12	2012/13	2013/14	2014/15	2015/16
Applicants					
Number of FAFSAs Received	10,197	10,995	10,406	9,403	8,801
Number of Actual Recipients	5,305	5,242	5,101	4,598	4,155
Average Amount of Aid	\$6,463	\$6,793	\$6,303	\$6,278	\$6,045
Federal Aid					
Federal Direct Loans	\$18,815,820	\$20,669,593	\$17,555,477	\$14,456,978	\$11,982,743
Federal Pell Grants	\$12,475,446	\$12,127,326	\$11,993,834	\$11,011,502	\$9,885,579
Federal Work Study	\$150,178	\$142,234	\$178,342	\$201,748	\$194,330
Federal Supplemental Ed. Opportunity Grants (FSEOG)	\$75,569	\$76,769	\$88,726	\$110,260	\$106,799
Academic Competitiveness Grant (ACG)					
NASA Space Grant				\$28,500	\$100,675
Total for Federal Aid	\$31,517,013	\$33,015,922	\$29,816,379	\$25,808,988	\$22,270,126
State of Maine Grant Programs					
Maine State Grants	\$1,514,750	\$1,508,000	\$1,282,250	\$1,358,750	\$1,727,884
Gear-Up Scholarships	\$322,127	\$107,766	\$66,600	\$68,043	\$37,535
MCCS Scholarships				\$492,713	\$581,608
Total for State of Maine Grant Programs	\$1,836,877	\$1,615,766	\$1,348,850	\$1,919,506	\$2,347,027
Private Sector Aid					
Alternative Loans	\$530,184	\$451,547	\$456,665	\$532,601	\$500,149
Total for Private Sector Aid	\$530,184	\$451,547	\$456,665	\$532,601	\$500,149
Miscellaneous Grants					
SMCC Foundation	\$110,477	\$210,317	\$155,760	\$199,865	\$207,503
Other Aid	\$293,004	\$316,400	\$372,274	\$406,688	\$474,241
Total for Miscellaneous Grants	\$403,481	\$526,717	\$528,034	\$606,553	\$681,744
Total for All Financial Aid	\$34,287,555	\$35,609,952	\$32,149,928	\$28,867,648	\$25,799,046

Student Costs

2015/16

TUITION FOR FULL-TIME STUDENTS

- Maine Residents (30 credits per year) - \$2,700
- Out-of-state Residents (30 credits per year) - \$5,400

TUITION FOR PART-TIME STUDENTS

- Maine Residents - \$90 per credit hour
- Out-of-state Residents - \$180 per credit hour

ANNUAL ON-CAMPUS ROOM & BOARD

- Room - \$5,200
- Board - \$3,200
- Housing Damage Deposit - \$250
- Cable & Internet Service Fee - \$288

GENERAL FEES

- Admissions Application - \$20
- Document Processing Fee** - \$3 per credit hour
- Information Access Fee - \$2.50 per credit hour
- Academic Services Fee*** - \$1 per credit hour
- Student Activity Fee - \$25 per semester
- Health Insurance - \$745

USER FEES

- Parking Permit
 - Fall (August 2015-December 2015) - \$40
 - Spring (Jan. 2016-May 2016) - \$40
 - Summer (May 2016-August 2016) - \$15
- Comprehensive Fee⁺ - \$9 per credit hour
- Course Fee⁺⁺ - \$9 per credit hour
- Lab/Technology Fee⁺⁺⁺ - \$18 per credit hour

TESTING FEES

- Nursing Test Fee - \$106.25
- CPR Test Fee (EMST 100 class) - \$25
- EMT Test Fee (if student qualifies) - \$100
- Paramedic Test Fee (if student qualifies) - \$150

* Paid with housing application: will be refunded 8 to 10 weeks following the end of the completed agreement less any room, suite or common area damages that are assessed to student

** Includes transcripts and immunization records for registered students

*** Not charged to those previously billed the \$70 graduation fee

+ 10% of resident tuition rate

++ 10% of resident tuition rate for lecture courses

+++ 20% of resident tuition rate for lab & technology/shop courses



South Portland Campus

2 Fort Road, South Portland, ME 04106 • 207-741-5500



STUDENT SERVICES

- 1 Campus Center**
Admissions
Advising
Bookstore
Career & Transfer
Financial Aid
Library & Learning Commons
MySuccess
Path to Graduation
Registration
Student Billing
SeaWolves Café
Testing Center
TRIO Student Success Services
- 2 Fort Building** ★
Human Resources
Security

STUDENT LIFE

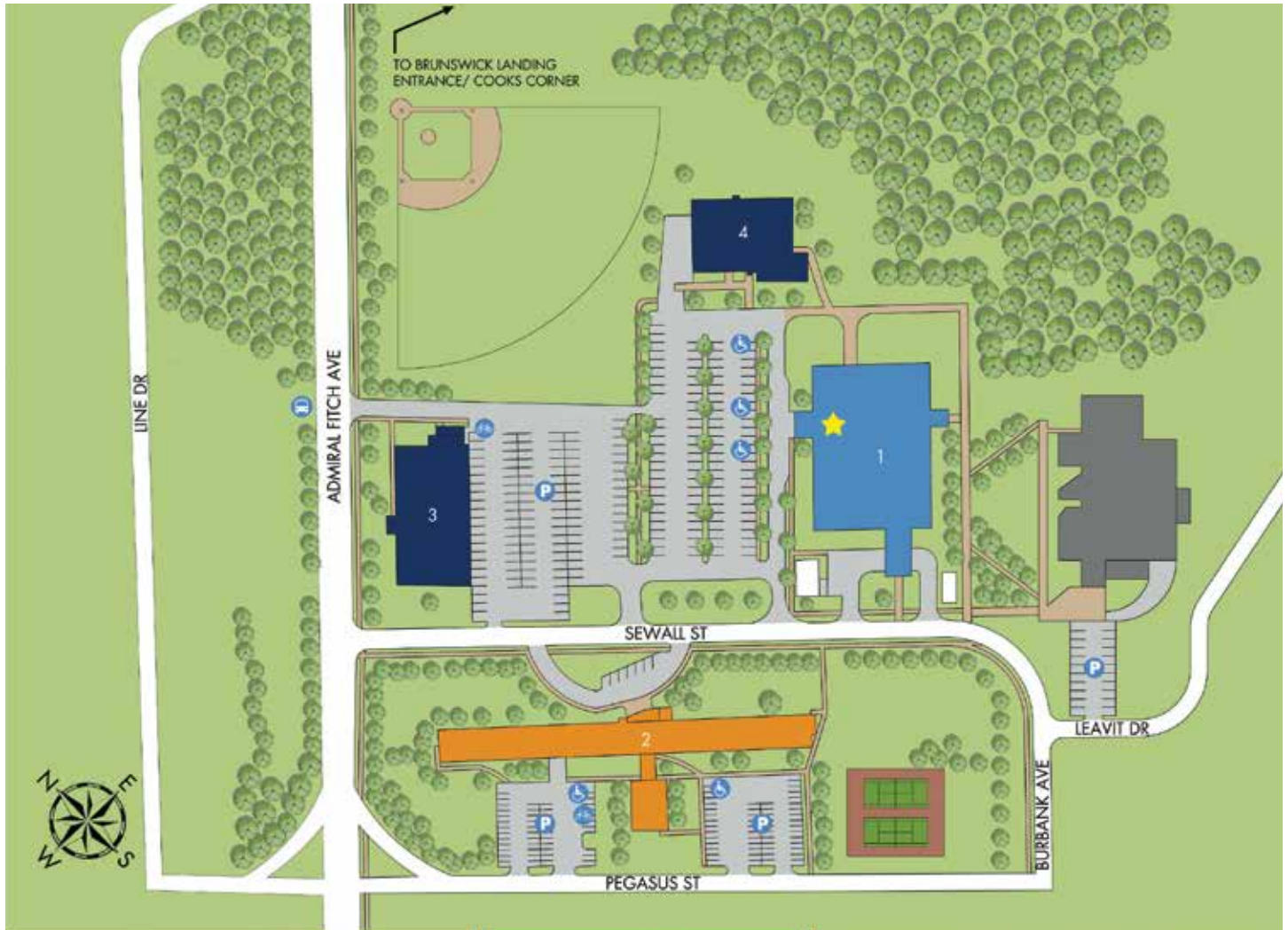
- 3 All Faiths Chapel**
- 4 Captain's House**
Captain's Cupboard Food Pantry
Student Organizations
- 5 Hutchinson Union Building (HUB)**
Fitness Center
Gymnasium
- 6 Oceanview Dining Hall**
- 7 SeaWolves Café**
- 8 Spring Point Residence Hall**
Student Life Offices
CeSIL Office
Central Services
- 9 Surfside Residence Hall**

ACADEMIC & ADMINISTRATION BUILDINGS

- 10 8 Broadway (8BRWY)**
Communications & Marketing
Continuing Studies
- 11 Art Studio (ARTST)**
- 12 Baykeeper Building**
Friends of Casco Bay
- 13 Canteen**
- 14 Cates Building**
Office of the President
SMCC Foundation
- 15 Computer Science & Engineering Center (CSEC)**
Computer & Information Sciences
Electrical Engineering Technologies
- 16 Construction Technology (CTC)**
- 17 Culinary Arts Building (CA)**
Culinary Arts
Hospitality
- 18 Early Childhood Education (ECE)**
- 19 Emergency Training Center (ETC)**
Emergency Medical Services
- 20 Facilities Management**
- 21 Hague Hall (HAGUE)**
Business
ESOL
Facilities
Global Languages
Maine Community College System Offices
- 22 Harborview Hall**
Academic Offices
Social Science
- 23 Health Science Center (HSC)**
Cardiovascular
Dietetic Technology
Medical Assisting
Nursing
Radiology
Respiratory Therapy
- 24 Heating, Air Conditioning & Refrigeration (HAC)**
Plumbing
- 25 Hildreth Media Center (HILDM)**
Communications & New Media
- 26 Hildreth Science Center (HILD)**
Physical Sciences
- 27 Horticulture (HORT)**
- 28 Howe Hall (HOWE)**
Counseling
Disability Services
Criminal Justice
Fire Science
Prayer Room
- 29 Jewett Hall (JEWET)**
Integrated Manufacturing
- 30 Johnson Automotive Technology Center (JAT)**
- 31 Lighthouse Art Studio (LHART)**
- 32 Lighthouse Building (LHSE)**
Foundation for Maine's Community Colleges
- 33 Marine Education (FISH)**
Mr. & Mrs. Fish
- 34 Marine Science Center (MSC)**
Biological Sciences
- 35 McKernan Hospitality Center (MCKRN)**
Conferences & Events
- 36 Preble Hall (PREB)**
English
Math
- 37 Ross Technology Center (TECH)**
Architectural & Engineering Technology
Drop-In Computer Lab
Information Technology Services
- 38 Sustainability & Energy Alternatives Center (SEA)**

Midcoast Campus

29 Sewall Street, Brunswick ME 04011 • 207-844-2102



STUDENT SERVICES

- 1 L.L.Bean Learning Commons & Health Science Center** ★
 - Administrative Offices
 - Advising
 - Bangor Savings Bank Library
 - Biological Sciences
 - Health Sciences
 - The Landing Café
 - Tutoring

STUDENT LIFE

- 2 Orion Hall**
 - Residence Life
 - Security
 - Student Life
 - University College Bath/Brunswick

ACADEMIC BUILDINGS

- 3 Maine Advanced Technology & Engineering Center (MATEC)**
 - Composite Science & Manufacturing
 - Physical Sciences
 - Pre-Engineering
- Academic Building**
- 4**
 - Hannaford Lecture Hall
 - Maine Fire Service Institute

South Portland Campus

2 Fort Road
South Portland, ME 04106
207-741-5500

Midcoast Campus

29 Sewall Street
Brunswick, ME 04011
207-844-2102

www.smccME.edu